

PL23 LED PANEL BOLLARD PATH LIGHT

PL23DMLEDP

PROJECT:

TYPE:

DATE:

CATALOG NUMBER:



PL23DM24LEDPBRS
(Deck Mount Version)



PL2334LEDPBRS
(Angle Cut Version)

CATALOG ORDER LOGIC

EXAMPLE: **PL23DM24LEDPBRS**

FIXTURE

PL Path Light

TYPE

23 2.25" Square Bollard

TYPE

DM Angle Cut (Standard)
Deck Mount

SIZE (ANGLE CUT VERSION)

28 28" Height
 34 34" Height
 Custom Height _____ (Max height 34")
(State Custom Height On the Line Above)

SIZE (DECK MOUNT VERSION:DM)

18 18" Height
 24 24" Height
 Custom Height _____ (Max height 32")
(State Custom Height On the Line Above)

12 VOLT LED	WATT	SOCKET	KELVIN	LUMEN
<input type="checkbox"/> LEDP	4w	None	3000K	480lm
<input type="checkbox"/> LEDP52	4w	None	5200K	480lm

120 VOLT OPTION

120V _____
120V includes internal LED driver.

OPTIONS

25F 25 Feet Lead Wire (12V Only)
 NS No Stake (DM Version)

FINISH (STANDARD FINISHES LISTED)

BLT Aluminum: Black Texture polyester powder coat finish
 BRT Aluminum: Bronze Texture polyester powder coat finish
 BRS Brass: Standard Unfinished

Optional powder coat & acid treatment finishes available. See page 4 for more information

MATERIAL SHIP WEIGHT / CARTON DIMENSIONS

Aluminum 6061 6lbs. 32" x 4" x 4"
Brass C27200 6lbs. 32" x 4" x 4"

*Standard carton dimensions shown above. Dimensions will vary based on height of bollard.
For more information consult factory.

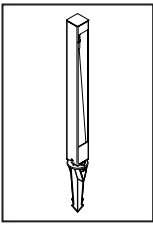
IP68



landscape • architectural • hospitality • entertainment • illumination

FOCUS INDUSTRIES INC.
25301 COMMERCENTRE DRIVE
LAKE FOREST, CA. 92630
949.830.1350 | TOLL FREE: 888.882.1350
WWW.FOCUSINDUSTRIES.COM

DESIGNED. 
MANUFACTURED. 
IN THE USA.



PL23 LED PANEL BOLLARD PATH LIGHT

PL23DMLEDP

PROJECT:

TYPE:

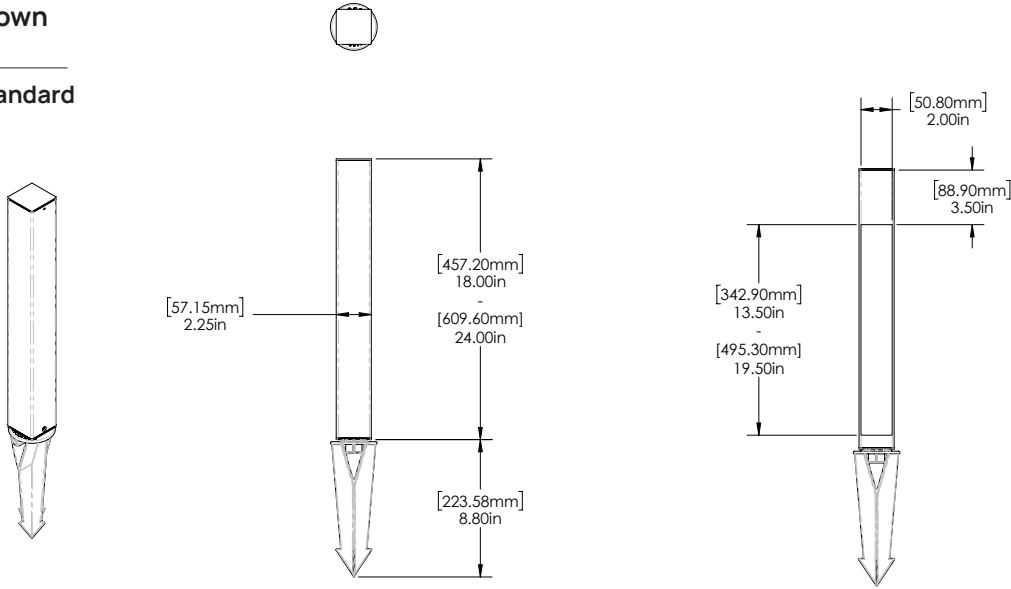
DATE:

CATALOG NUMBER:

DIMENSIONS

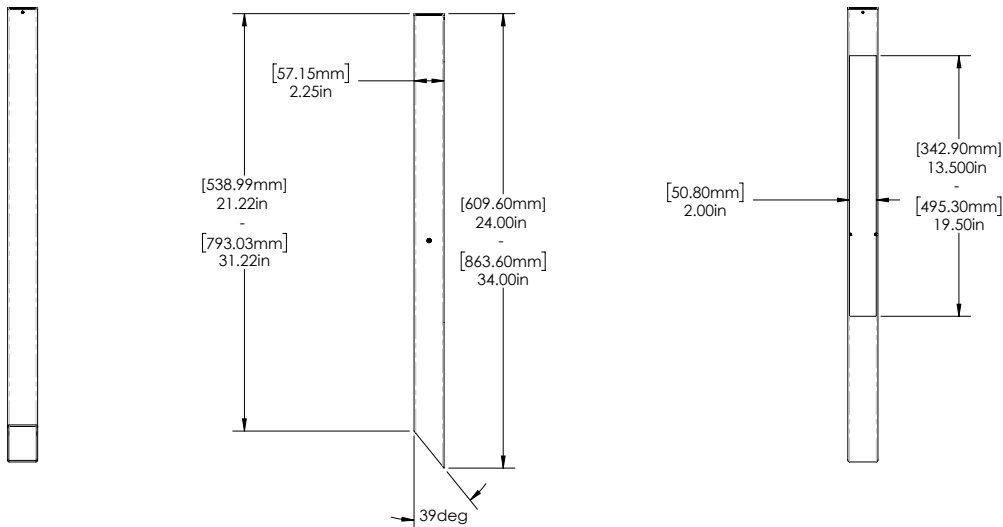
Dimensions Shown PL23DM

FA03LG Stake Standard



Dimensions Shown PL23

Angle Cut Version



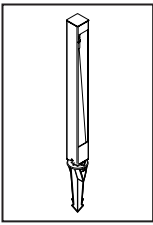
IP68



FOCUS INDUSTRIES INC.
 25301 COMMERCENTRE DRIVE
 LAKE FOREST, CA. 92630
 949.830.1350 | TOLL FREE: 888.882.1350
 WWW.FOCUSINDUSTRIES.COM

DESIGNED.
 MANUFACTURED.
 IN THE USA.





PL23 LED PANEL BOLLARD PATH LIGHT

PL23DMLEDP

PROJECT:	TYPE:	DATE:
CATALOG NUMBER:		

SPECIFICATIONS

INTERNALS	VOLTAGE WIRING	12V: Standard 60" Black AWG 2/C,SPT1-W, 300V UL (Power with magnetic transformer) 120V: 36" 18 AWG Black, White, and Green (ground) wire (Power with line voltage)
	INTERNAL DRIVER	12V: HW12535012LED – 4.9W 350mA LED Driver, 12V (9V-15V) AC/DC IN, 12V DC OUT, Dimmable 120V: HW126350120LED – 5W 350mA LED Driver, 120-277V IN, 12V DC OUT, Dimmable
	CONNECTOR	Nut twist winged, insulated nylon, 18-10 AWG, yellow
	GASKET	Black silicone 60 durometer, 2.18" x 2.18" x 0.032"
	SPLINE	6061 aluminum or C27200 brass spline, Z shape
EXTERNALS	MATERIALS	Extrusion 6061 aluminum or C27200 brass 2.25" x 2.25"
	TOP	Cast 6061 aluminum or cast C27200 brass 2.25" sq. flat top
	BASE	Cast 6061 aluminum or cast C27200 brass 2.25" sq. With 1/2" M X 1/4" F threaded nipple
	MOUNTING	12V: Deck Mount FA03LG ABS black stake, 8.40" H, 1/2" -14 NPS tapped. (DM only) 120V: Deck Mount. No mounting included 12V-120V: Angle cut version
	FINISH (See page 4, For more options)	Aluminum: Standard BLT/BRT - Black or Bronze Texture polyester powder coat Brass: Standard unfinished
	LISTINGS	IP68 MADE IN THE USA



Click Icon to Download

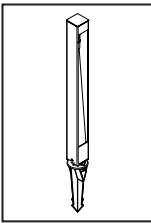
IP68



landscape • architectural • hospitality • entertainment • illumination

FOCUS INDUSTRIES INC.
 25301 COMMERCENTRE DRIVE
 LAKE FOREST, CA. 92630
 949.830.1350 | TOLL FREE: 888.882.1350
 WWW.FOCUSINDUSTRIES.COM

DESIGNED. 
 MANUFACTURED. 
 IN THE USA.



PL23 LED PANEL BOLLARD PATH LIGHT

PL23DMLEDP

PROJECT:

TYPE:

DATE:

CATALOG NUMBER:

ACCESSORIES

(Configure and order accessories separately) If ordering alternative mounting accessory, check (NS) No Stake box on page 1, to avoid double mounting accessories.

Stakes

FA03LG 8.875" (12V)	FA03RX 7.00" (12V)	FA032P 8.235" (12V)	FA033P 8.235" (12V)

Mounting Posts

FA01 15" (12V)	FA24MDCSTPOST 13" to 16" (12V)	FA25 20" (12V)	FA26 20" (120V-277V)

Canopies

FA24 3.00" dia. (12V)	FA24MDCST 2.65" dia. (12V)	FA24MDCSTPC 2.65" dia. (12V)	FA24LGSPUN 4.5" dia. (12V-120V)	FA24LGCST 4.75" dia. (12V-277V)	FA22CST 5.75" (12V-277V)

Direct Burials & JBoxes

DBR55JB (12V-277V)	FAJBOX (12V-277V)

FINISHES

STANDARD FINISHES

Black Texture (-BLT)	Bronze Texture (-BRT)

PREMIUM FINISHES

Dark Bronze (-DBZ)	Black Magic (-BKM)	White Gloss (-WHT)	White Texture (-WTX)	Stucco (-STU)
Chrome Powder (-CPR)	Weathered Iron (-WIR)	Weathered Brown (-WBR)	Rust (-RST)	Luna (-LUN)
Rubbed Verde (-RBV)	Hunter Texture (-HTX)	Mineral Bronze (-BRZ)	Semi-Gloss Black (-BLK)	

CUSTOM FINISHES

Supply RAL or Pantone here

RAL #:

Need help finding a RAL color?
<https://www.ralcolor.com/>

PANTONE #:

Need help finding a Pantone color?
<https://www.pantone.com/color-finder>

ACID FINISHES

Brass and Copper fixtures only

Acid Rust Copper (-CAR) Brass (-BAR)	Black Acid Treatment (-BAT)	Acid Verde Copper (-CAV) Brass (-BAV)

IP68



landscape • architectural • hospitality • entertainment • illumination

FOCUS INDUSTRIES INC.
25301 COMMERCENTRE DRIVE
LAKE FOREST, CA. 92630
949.830.1350 | TOLL FREE: 888.882.1350
WWW.FOCUSINDUSTRIES.COM

DESIGNED.
MANUFACTURED.
IN THE USA.

