

PL29 PATH LIGHT


PL29

PROJECT:

TYPE:

DATE:

CATALOG NUMBER:



PL29LEDM7BLT

(Shown with FA032P: 2-Prong Stake: Standard)

CATALOG ORDER LOGIC

EXAMPLE: PL29LEDM7BLT

FIXTURE

PL Path Light

TYPE

29 The Axis Series

12 VOLT LED WATT SOCKET KELVIN LUMEN

<input type="checkbox"/> L14 (Omni3 G2)	3w	G4 Bi-Pin	3000K	270lm
<input type="checkbox"/> L16 (Omni3 G2)	3w	Single Contact	3000K	270lm
<input type="checkbox"/> L17 (Omni3 G2 TF)	3w	G4 Bi-Pin	Amber	590nm
<input type="checkbox"/> L18 (Omni3 G2 TF)	3w	Single Contact	Amber	590nm
<input type="checkbox"/> LEDM7 (Module)	7w	None	2800K	560lm

(TF) Turtle Friendly Light Source

DRIVER OPTIONS

12V (Power with magnetic transformer)

- 120V input, (External universal driver-HW1260LED) Triac Dimmable Driver
(Must use UL listed outdoor junction box, or FA26 mounting post, see page 4)
- 277V input, (External driver-HW1260377R1)
(Must use UL listed outdoor junction box, or FA26 mounting post, see page 4)

OPTIONS

- 25F 25 Foot Fixture Lead Wire (12V Only)
- NS No Stake

STEM OPTIONS

22" 22-Inch height (Standard)

- Custom Length _____(S)
(State Custom Length On The Line Above)

FINISH (STANDARD FINISHES LISTED)

- BLT Aluminum: Black Texture Polyester Powder Coat
- BRT Aluminum: Bronze Texture Polyester Powder Coat
- BRS Brass: Unfinished

Optional powder coat and acid finishes available. See page 5 for more information.

ESTIMATED SHIP WEIGHT / CARTON DIMENSIONS

Aluminum 6061	2lbs	24" x 6" x 6"
Brass C27200	3lbs	24" x 6" x 6"

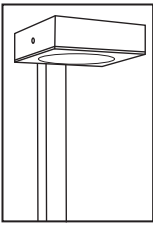


landscape • architectural • hospitality • entertainment • illumination

FOCUS INDUSTRIES INC.

25301 COMMERCENTRE DRIVE
LAKE FOREST, CA. 92630
949.830.1350 | TOLL FREE: 888.882.1350
WWW.FOCUSINDUSTRIES.COM

DESIGNED. 
MANUFACTURED. 
IN THE USA.



PL29 PATH LIGHT

PL29

PROJECT:

TYPE:

DATE:

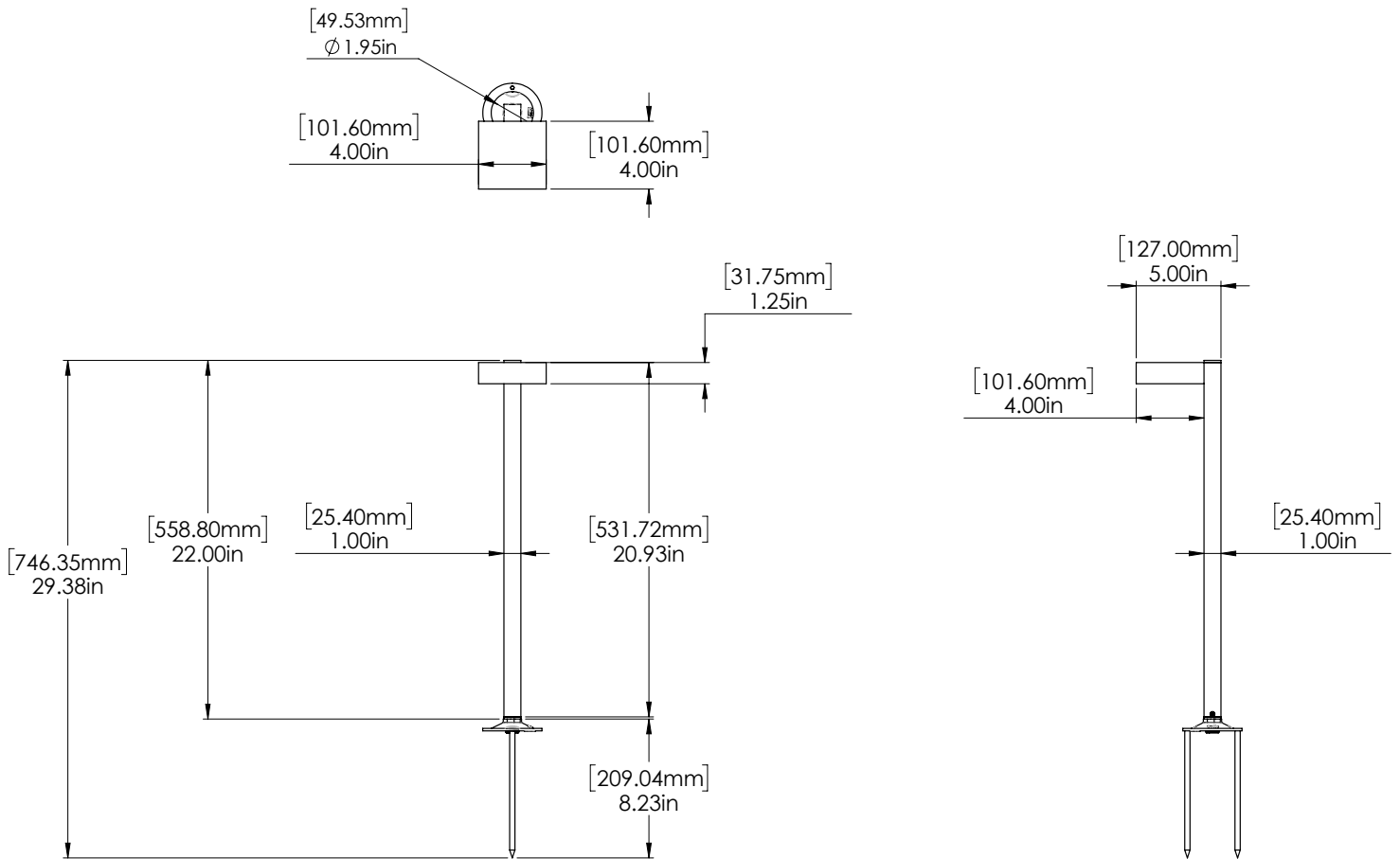
CATALOG NUMBER:

DIMENSIONS

Dimensions Shown

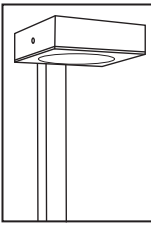
PL29 with FA032P 2-Prong Stake (Standard)

Aluminum Version



FOCUS INDUSTRIES INC.
 25301 COMMERCENTRE DRIVE
 LAKE FOREST, CA. 92630
 949.830.1350 | TOLL FREE: 888.882.1350
 WWW.FOCUSINDUSTRIES.COM

DESIGNED. 
 MANUFACTURED. 
 IN THE USA.





PL29 PATH LIGHT

PL29

PROJECT:	TYPE:	DATE:
CATALOG NUMBER:		

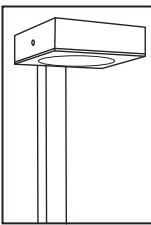
SPECIFICATIONS

INTERNALS	VOLTAGE WIRING	12V: Standard 60.00" Black AWG 2/C, SPT1-W, 300V UL (Power with magnetic transformer) 120V-277V: 36" 18AWG black, white, and green (ground) (Power with line voltage)
 Click Icon to Download 	EXTERNALS	
	FIXTURE	Extrusion, aluminum 6061, 4.00" x 4.00" x 1.25" Extrusion, brass C27200, 4.00" x 4.00" x 1.25"
	STEM	Extrusion, aluminum 6061, square tube, 1.00" x 1.00" x 22.00" x 0.062" Extrusion, brass C27200, square tube, 1.00" x 1.00" x 22.00" x 0.062"
	LENS	Sandblasted tempered step glass 0.062" gauge. 1.5" OD x 2.75"H
MOUNT (See page 4- for more options)	FINISH (See page 5- for more options)	Aluminum: 12V: FA032P 2-Prong stake (8.40") Brass: 12V: FA032P 2-Prong stake (8.40") 120V: No mounting included Aluminum: Black or Bronze Texture (Standard) Brass: Unfinished (Standard)
LISTINGS		IP54 IES files available for download.



FOCUS INDUSTRIES INC.
 25301 COMMERCENTRE DRIVE
 LAKE FOREST, CA. 92630
 949.830.1350 | TOLL FREE: 888.882.1350
 WWW.FOCUSINDUSTRIES.COM





PL29 PATH LIGHT

PL29

PROJECT:

TYPE:

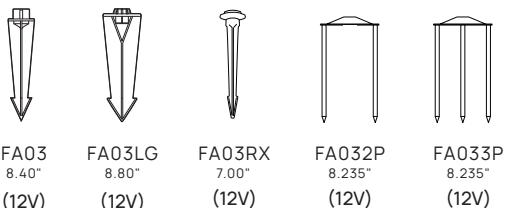
DATE:

CATALOG NUMBER:

ACCESSORIES

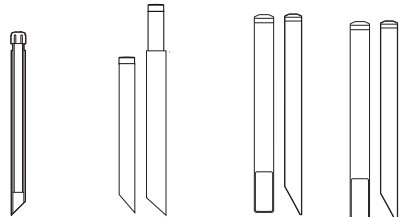
(Configure and order accessories separately) If ordering alternative mounting accessory, check (NS) No Stake box on page 1, to avoid double mounting accessories.

Stakes



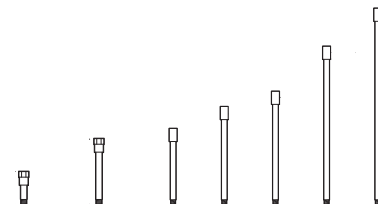
FA03 8.40" (12V)
 FA03LG 8.80" (12V)
 FA03RX 7.00" (12V)
 FA032P 8.235" (12V)
 FA033P 8.235" (12V)

Mounting Posts



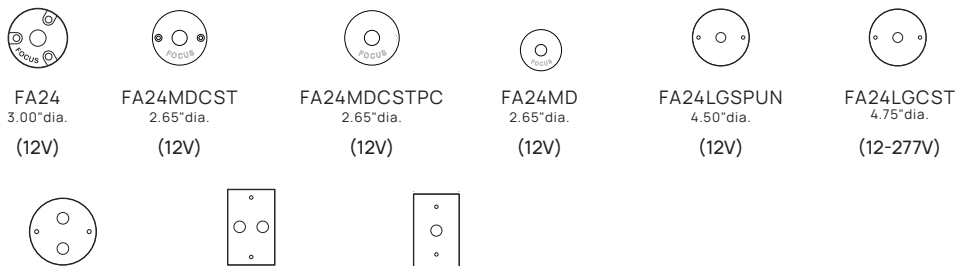
FA01 15.00" (12V)
 FA24MDCSTPOST 13.00" to 16.00" (12V)
 FA25 20.00" (12V)
 FA26 20.00" (120-277V)

Extension Wands & Couplers

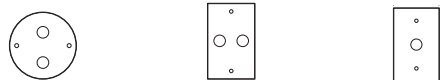


FA30-4 4.00"
 FA30-8 8.00"
 FA30 10.00"
 FA31 13.00"
 FA32 16.00"
 FA33 21.00"
 FA34 26.00"
 (12-277V)

Canopies & Adapters




FA24 3.00" dia. (12V)
 FA24MDCST 2.65" dia. (12V)
 FA24MDCSTPC 2.65" dia. (12V)
 FA24MD 2.65" dia. (12V)
 FA24LGSPUN 4.50" dia. (12V)
 FA24LGCST 4.75" dia. (12-277V)



FA24LGDHCST 4.75" dia. (12-277V)
 FA23CST 5.75" (12-277V)
 FA22CST 5.75" (12-277V)

Direct Burials & JBoxes



DBR55JB (12-277V)
 FAJBOX (12-277V)

Lenses



FA10SGPL29SB
 (Sand Blasted Lens)



FA10SGPL29
 (Clear Step Glass)



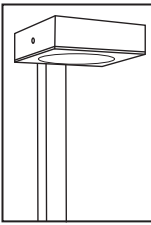
FA35SL64WHITE
 (White Acrylic)



landscape • architectural • hospitality • entertainment • illumination

FOCUS INDUSTRIES INC.
 25301 COMMERCENTRE DRIVE
 LAKE FOREST, CA. 92630
 949.830.1350 | TOLL FREE: 888.882.1350
 WWW.FOCUSINDUSTRIES.COM

DESIGNED. 
 MANUFACTURED. 
 IN THE USA.



PL29 PATH LIGHT

PL29

PROJECT:

TYPE:

DATE:

CATALOG NUMBER:

APPLICATION




FINISH

STANDARD FINISHES




Black Texture (-BLT)



Bronze Texture (-BRT)

PREMIUM FINISHES



Dark Bronze (-DBZ)



Black Magic (-BKM)



White Gloss (-WHT)



White Texture (-WTX)



Stucco (-STU)



Chrome Powder (-CPR)




Weathered Iron (-WIR)



Weathered Brown (-WBR)



Rust (-RST)



Luna (-LUN)



Rubbed Verde (-RBV)



Hunter Texture (-HTX)



Mineral Bronze (-BRZ)



Semi-Gloss Black (-BLK)

CUSTOM FINISHES Supply RAL or Pantone here


RAL #:

Need help finding a RAL color?
<https://www.ralcolor.com/>

PANTONE #:

Need help finding a Pantone color?
<https://www.pantone.com/color-finder>

ACID FINISHES Brass and Copper fixtures only



Acid Rust Brass (-BAR)



Black Acid Treatment Brass (-BAT)



Acid Verde Brass (-BAV)



FOCUS INDUSTRIES INC.
25301 COMMERCENTRE DRIVE
LAKE FOREST, CA. 92630
949.830.1350 | TOLL FREE: 888.882.1350
WWW.FOCUSINDUSTRIES.COM

DESIGNED. 
MANUFACTURED. 
IN THE USA.