

AL17 COMMERCIAL POST AREA LIGHT

AL17CP

PROJECT:

TYPE:

DATE:

CATALOG NUMBER:



AL17CP36MRL48BRS
(AL17 China Hat Version)

CATALOG ORDER LOGIC

EXAMPLE: AL17CP36MRL48BRS

FIXTURE

AL Area Light

TYPE

AL17CP China Hat 8" dia.

POST OPTIONS

- CP24 Commercial Post 24" Height
- CP36 Commercial Post 36" Height
- Custom Height CP_____ (S)
(State Custom Height On the Line Above)

MOUNT OPTIONS

- Blank Standard U-Bracket Assembly
- S Stake Mount

12 VOLT LED

	WATT	SOCKET	DEGREE	KELVIN	LUMEN
<input type="checkbox"/> MR16NL (No Lamp)		GU5.3 Bi-Pin			
<input type="checkbox"/> L22	3w	GU5.3 Bi-Pin	15°	2700K	270lm
<input type="checkbox"/> L24	3w	GU5.3 Bi-Pin	36°	2700K	270lm
<input type="checkbox"/> L26	3w	GU5.3 Bi-Pin	80°	2700K	270lm
<input type="checkbox"/> L34	5w	GU5.3 Bi-Pin	15°	2700K	450lm
<input type="checkbox"/> L36	5w	GU5.3 Bi-Pin	36°	2700K	450lm
<input type="checkbox"/> L38	5w	GU5.3 Bi-Pin	80°	2700K	450lm
<input type="checkbox"/> L40 TF	5w	GU5.3 Bi-Pin	36°	Amber	585-595nm
<input type="checkbox"/> L46	7w	GU5.3 Bi-Pin	15°	2700K	550lm
<input type="checkbox"/> L48	7w	GU5.3 Bi-Pin	36°	2700K	550lm
<input type="checkbox"/> L50	7w	GU5.3 Bi-Pin	80°	2700K	550lm

(TF) Turtle Friendly Light Source

120 VOLT LED

	WATT	SOCKET	DEGREE	KELVIN	LUMEN
<input type="checkbox"/> GU10NL (No Lamp)		GU10			
<input type="checkbox"/> L106	3w	GU10	15°	2700K	270lm
<input type="checkbox"/> L108	3w	GU10	36°	2700K	270lm
<input type="checkbox"/> L110	3w	GU10	80°	2700K	270lm
<input type="checkbox"/> L114	5w	GU10	15°	2700K	450lm
<input type="checkbox"/> L116	5w	GU10	36°	2700K	450lm
<input type="checkbox"/> L118	5w	GU10	80°	2700K	450lm
<input type="checkbox"/> L119 TF	5w	GU10	36°	Amber	585-595nm
<input type="checkbox"/> L124	7w	GU10	15°	2700K	550lm
<input type="checkbox"/> L126	7w	GU10	36°	2700K	550lm
<input type="checkbox"/> L128	7w	GU10	80°	2700K	550lm

(TF) Turtle Friendly Light Source

FINISH (STANDARD FINISHES LISTED)

- BLT Aluminum: Black Texture Polyester Powder Coat
- BRT Aluminum: Bronze Texture Polyester Powder Coat
- BRS Brass: Standard Unfinished

Optional powder coat & acid finishes available. See page 3 for more information.

SHIP WEIGHT / CARTON DIMENSIONS

Aluminum 6061 9lbs 32" x 8" x 8" (24" Height) / 12lbs 56" x 8" x 8" (36" Height)
 Brass C27200 10lbs 32" x 8" x 8" (24" Height) / 13lbs 56" x 8" x 8" (36" Height)

ADDITIONAL INFORMATION

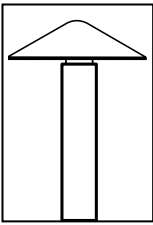
- Integrated LED options available
See AL15CP LED Module spec sheet for more information



FOCUS INDUSTRIES INC.
 25301 COMMERCENTRE DRIVE
 LAKE FOREST, CA. 92630
 949.830.1350 | TOLL FREE: 888.882.1350
 WWW.FOCUSINDUSTRIES.COM

DESIGNED.
 MANUFACTURED.
 IN THE USA.





AL17 COMMERCIAL POST AREA LIGHT

AL17CP

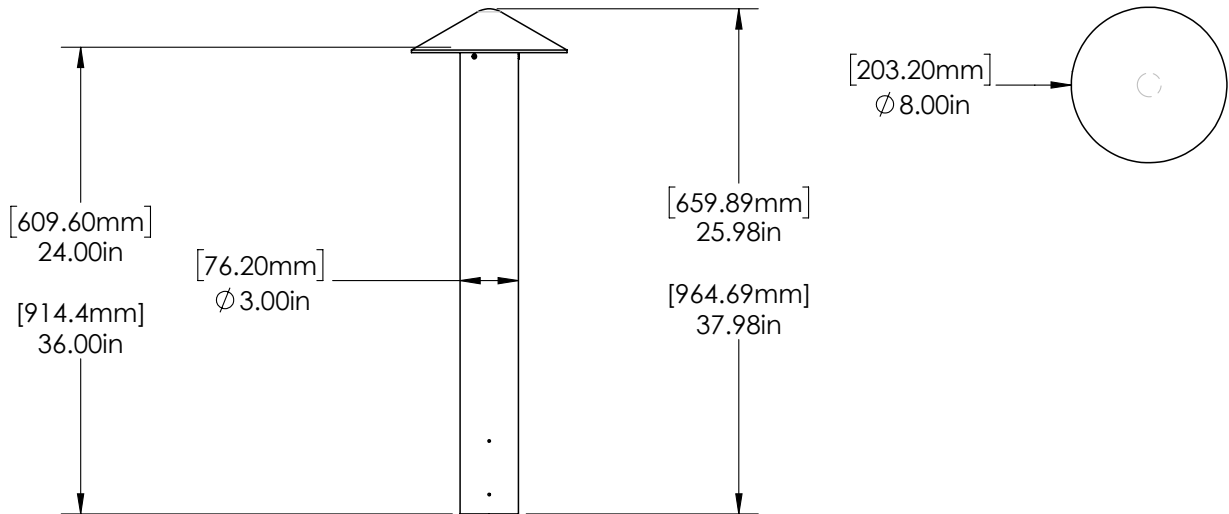
PROJECT: _____ TYPE: _____ DATE: _____

CATALOG NUMBER: _____

DIMENSIONS

Dimensions Shown AL17CP

Aluminum and Brass Version



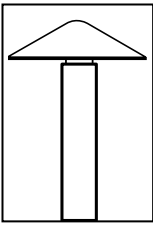
SPECIFICATIONS

INTERNALS	VOLTAGE WIRING	12V: 24" Height- Standard 36" Black AWG 18/2, SPT1-W, 300V UL (Power with magnetic transformer) 12V: 36" Height- Standard 48" Black AWG 18/2, SPT1-W, 300V UL (Power with magnetic transformer) 120V: 24" Height- Standard 36" 18AWG Black, White, and Green (ground) wire (Power with line voltage) 120V: 36" Height- Standard 48" 18AWG Black, White, and Green (ground) wire (Power with line voltage)
	CONNECTOR	Terminal parallel, non-insulated, 16-14 awg
EXTERNALS	MATERIAL	Cast 6061 aluminum, C27200 Brass: AL17CP, 8" dia. China hat
	POST	Extrusion, 6061 aluminum, C27200 brass, round tube, 3" dia. x 24"/36" (standard), 0.063" wall
	POST CAP	6061 aluminum, C27200 brass 3" OD x 1.25" (2.840" ID)
	LENS	Clear tempered step glass, AL17CP(2" dia. x 1.67", 3mm +3mm th)
	MOUNT (See page 3 - for more options)	12V-120V: Deck Mount: #8 gauge U-bracket galvanized steel (SDM) Stake Deck Mount ABS stake sleeve 2.875" OD
IP54	FINISH (See page 3 - for more options)	Aluminum: Standard BLT/BRT- Black or Bronze Texture polyester powder coat Brass: Standard Unfinished
	LISTINGS	IP54. IES files available for download.



FOCUS INDUSTRIES INC.
25301 COMMERCENTRE DRIVE
LAKE FOREST, CA. 92630
949.830.1350 | TOLL FREE: 888.882.1350
WWW.FOCUSINDUSTRIES.COM





AL17 COMMERCIAL POST AREA LIGHT

AL17CP

PROJECT:

TYPE:

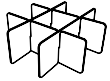
DATE:

CATALOG NUMBER:

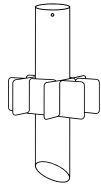
ACCESSORIES

(Configure and order accessories separately)

ABS Mounting Sleeve & Fins

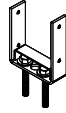


FA42FIN
ABS Stabilizing Fins
(12V-277V)



FAS25
ABS Stabilizing Fins & Sleeve
(12V-277V)

U-Bracket

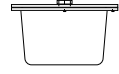


FACPUBSS
(12V-277V)

Direct Burials & JBoxes



DBR55JB
(12V-277V)



FA-JBOX
(12V-277V)

FINISH

STANDARD FINISHES



Black Texture
(-BLT)



Bronze Texture
(-BRT)

PREMIUM FINISHES



Dark Bronze
(-DBZ)



Black Magic
(-BKM)



White Gloss
(-WHT)



White Texture
(-WTX)



Stucco
(-STU)



Chrome Powder
(-CPR)



Weathered Iron
(-WIR)



Weathered Brown
(-WBR)



Rust
(-RST)



Luna
(-LUN)



Rubbed Verde
(-RBV)



Hunter Texture
(-HTX)



Mineral Bronze
(-BRZ)



Semi-Gloss Black
(-BLK)

CUSTOM FINISHES Supply RAL or Pantone here


RAL #:

Need help finding a RAL color?
<https://www.ralcolor.com/>

PANTONE #:

Need help finding a Pantone color?
<https://www.pantone.com/color-finder>

ACID FINISHES Brass and Copper fixtures only



Acid Rust
Brass (-BAR)
Copper (-CAR)



Black Acid Treatment
Brass (-BAT)
Copper (-BAT)



Acid Verde
Brass (-BAV)
Copper (-CAV)



landscape • architectural • hospitality • entertainment • illumination

FOCUS INDUSTRIES INC.
25301 COMMERCENTRE DRIVE
LAKE FOREST, CA. 92630
949.830.1350 | TOLL FREE: 888.882.1350
WWW.FOCUSINDUSTRIES.COM

DESIGNED.
MANUFACTURED.
IN THE USA.

