

AL12 LEDM COMMERCIAL POST AREA LIGHT

AL12CPLEDM

PROJECT:

TYPE:

DATE:

CATALOG NUMBER:



AL12CP24LEDM15BRS
(AL12 Mushroom Hat)

CATALOG ORDER LOGIC

EXAMPLE: AL12CP24LEDM15BRS

FIXTURE

AL Area Light

TYPE

12 Cast Mushroom Hat 8" dia.

POST OPTIONS

- CP24 Commercial Post 24" Height
- CP36 Commercial Post 36" Height
- Custom Height CP_____ (S)
(State Custom Height On the Line Above)

MOUNT OPTIONS

- Blank Standard U-Bracket Assembly
- S Stake Mount

12 VOLT LED WATT SOCKET KELVIN LUMEN

- | | | | | |
|-------------------------------|-----|---|-------|--------|
| <input type="checkbox"/> LM15 | 15w | ~ | 2800K | 1280lm |
| <input type="checkbox"/> LM20 | 20w | ~ | 2800K | 1800lm |

DRIVER OPTIONS

- Standard 12V Driver integrated on board
12V AC/DC input, Voltage Range 9V-18V Operating range: 12V-15V
- 120V (Internal universal driver—HW1260LED) Triac Dimmable Driver
- 277V input, (Internal universal driver—HW1260LED277R1) Triac Dimmable Driver

FINISH (STANDARD FINISHES LISTED)

- BLT Aluminum: Black Texture Polyester Powder Coat
- BRT Aluminum: Bronze Texture Polyester Powder Coat
- BRS Brass: Standard Unfinished

Optional powder coat & acid finishes available. See page 3 for more information.

SHIP WEIGHT / CARTON DIMENSIONS

Aluminum 6061	7lbs	32" x 8" x 8" (24" Height) / 10lbs	56" x 8" x 8" (36" Height)
Brass C27200	12lbs	32" x 8" x 8" (24" Height) / 15lbs	56" x 8" x 8" (36" Height)

ADDITIONAL INFORMATION

- Plug-N-Play LED options available
See AL12CP spec sheet for more information

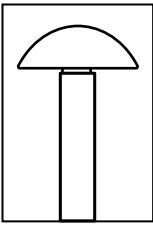
IP65



landscape • architectural • hospitality • entertainment • illumination

FOCUS INDUSTRIES INC.
25301 COMMERCENTRE DRIVE
LAKE FOREST, CA. 92630
949.830.1350 | TOLL FREE: 888.882.1350
WWW.FOCUSINDUSTRIES.COM

DESIGNED. 
MANUFACTURED. 
IN THE USA.



AL12 LEDM COMMERCIAL POST AREA LIGHT

AL12CPLEDM

PROJECT:

TYPE:

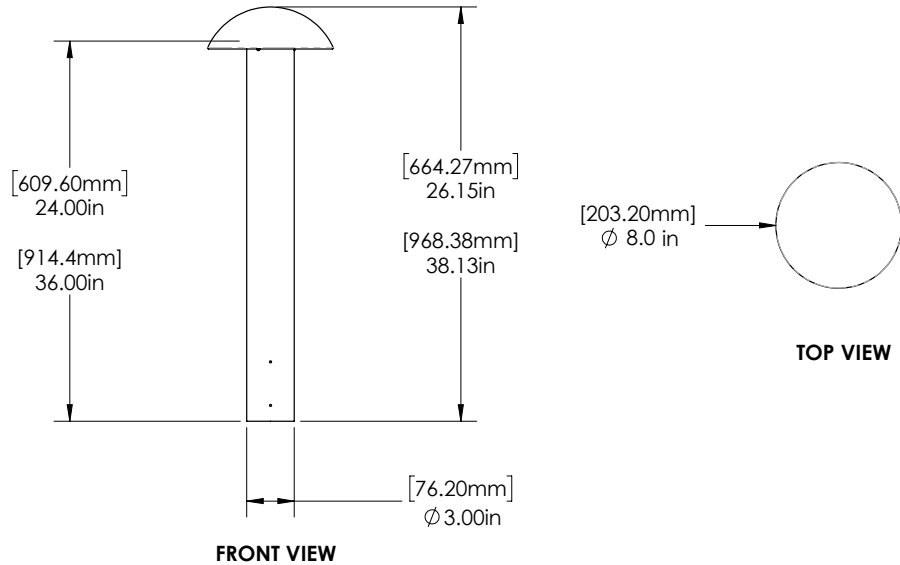
DATE:

CATALOG NUMBER:


DIMENSIONS

Dimensions Shown AL12CP

Aluminum and Brass Version



SPECIFICATIONS

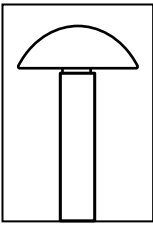
INTERNALS	VOLTAGE WIRING	12V: 24" Height- Standard 36" Black AWG 18/2, SPT1-W, 300V UL (Power with magnetic transformer) 12V: 36" Height- Standard 48.00" Black AWG 18/2, SPT1-W, 300V UL (Power with magnetic transformer) 120V: Internal driver - HW1260LED: 60W 120V electronic LED transformer, 120V AC IN, 12V DC OUT - dimmable 277V: Internal driver - HW1260LED277R1: 60W 277V electronic LED transformer, 277V AC IN, 12V DC OUT - dimmable
	HEAT SINK	Pin fin heat sink, aluminum, 1070, 80mm OD x 40mm H, Base thickness 15mm, Black anodized
	CONNECTOR	Terminal parallel, non-insulated, 22-14 awg, clear
EXTERNALS	MATERIAL	Cast 6061 aluminum, C27200 Brass: AL12CP, 8" dia. Mushroom hat
	POST	Extrusion, 6061 aluminum, C27200 brass, round tube, 3" dia. x 24"/36" (standard), 0.063" wall
	POST CAP	6061 aluminum, C27200 brass 3" OD x 1.25" (2.840" ID)
	LENS	Clear tempered step glass, AL12CP (2" dia. x 1.67", 3mm +3mm th)
	MOUNT (See page 3 - for more options)	12V-120V: Standard Deck Mount: #8 gauge U-bracket galvanized steel (SDM) Stake Deck Mount ABS stake sleeve 2.875" OD
 Click Icon to Download <div style="border: 1px solid black; padding: 2px; display: inline-block;">IP54</div>	FINISH (See page 3 - for more options)	Aluminum: Standard BLT/BRT- Black or Bronze Texture polyester powder coat Brass: Standard Unfinished
	LISTINGS	IP54. IES files available for download.

IP65



FOCUS INDUSTRIES INC.
25301 COMMERCENTRE DRIVE
LAKE FOREST, CA. 92630
949.830.1350 | TOLL FREE: 888.882.1350
WWW.FOCUSINDUSTRIES.COM

DESIGNED. 
MANUFACTURED. 
IN THE USA.



AL12 LEDM COMMERCIAL POST AREA LIGHT

AL12CPLEDM

PROJECT:

TYPE:

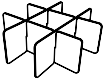
DATE:

CATALOG NUMBER:

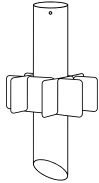
ACCESSORIES

(Configure and order accessories separately)

ABS Mounting Sleeve & Fins




FA42FIN
ABS Stabilizing Fins
(12V-277V)




FAS25
ABS Stabilizing Fins & Sleeve
(12V-277V)

U-Bracket




FACPUBSS
(12V-277V)

Direct Burials & JBoxes




DBR55JB
(12V-277V)




FA-JBOX
(12V-277V)

FINISH

STANDARD FINISHES




Black Texture
(-BLT)



Bronze Texture
(-BRT)

PREMIUM FINISHES

 Dark Bronze (-DBZ)	 Black Magic (-BKM)	 White Gloss (-WHT)	 White Texture (-WTX)	 Stucco (-STU)
 Chrome Powder (-CPR)	 Weathered Iron (-WIR)	 Weathered Brown (-WBR)	 Rust (-RST)	 Luna (-LUN)
 Rubbed Verde (-RBV)	 Hunter Texture (-HTX)	 Mineral Bronze (-BRZ)	 Semi-Gloss Black (-BLK)	

CUSTOM FINISHES Supply RAL or Pantone here

RAL #:

Need help finding a RAL color?
<https://www.ralcolor.com/>

PANTONE #:

Need help finding a Pantone color?
<https://www.pantone.com/color-finder>

ACID FINISHES Brass and Copper fixtures only

 Acid Rust Brass (-BAR)	 Black Acid Treatment Brass (-BAT)	 Acid Verde Brass (-BAV)
 Acid Rust Copper (-CAR)	 Black Acid Treatment Copper (-BAT)	 Acid Verde Copper (-CAV)

IP65



FOCUS INDUSTRIES INC.
25301 COMMERCENTRE DRIVE
LAKE FOREST, CA. 92630
949.830.1350 | TOLL FREE: 888.882.1350
WWW.FOCUSINDUSTRIES.COM

DESIGNED. 
MANUFACTURED. 
IN THE USA.