

AL08LGS2 BOLLARD WITH ACRYLIC ACCENT

AL08LGS2

PROJECT: _____ TYPE: _____ DATE: _____

CATALOG NUMBER: _____



AL08LGDMS2L24BLT
(Aluminum)



AL08LGDMS2L24BRS
(Brass)

CATALOG ORDER LOGIC

EXAMPLE: AL08LGDMS2L24BLT

FIXTURE

AL Area Light

TYPE

08LG Large Bollard 3" Diameter

MOUNTING OPTIONS

- None Angle cut: include FA42FIN
- DM Deck Mount: stainless steel u-bracket
- SDM ABS stake sleeve 2.875" OD

ACRYLIC ACCENT

S2 Frosted Acrylic Accent

12 VOLT LED

	WATT	SOCKET	BEAM ANGLE	KELVIN	LUMEN
<input type="checkbox"/> NL (No Lamp)		GU5.3 Bi-Pin			
<input type="checkbox"/> L22	3w	GU5.3 Bi-Pin	15°	2700K	270lm
<input type="checkbox"/> L24	3w	GU5.3 Bi-Pin	36°	2700K	270lm
<input type="checkbox"/> L26	3w	GU5.3 Bi-Pin	80°	2700K	270lm
<input type="checkbox"/> L34	5w	GU5.3 Bi-Pin	15°	2700K	450lm
<input type="checkbox"/> L36	5w	GU5.3 Bi-Pin	36°	2700K	450lm
<input type="checkbox"/> L38	5w	GU5.3 Bi-Pin	80°	2700K	450lm
<input type="checkbox"/> L40	5w TF	GU5.3 Bi-Pin	36°	Amber	585-595nm
<input type="checkbox"/> L46	7w	GU5.3 Bi-Pin	15°	2700K	550lm
<input type="checkbox"/> L48	7w	GU5.3 Bi-Pin	36°	2700K	550lm
<input type="checkbox"/> L50	7w	GU5.3 Bi-Pin	80°	2700K	550lm

(TF) Turtle Friendly Light Source

120 VOLT LED

	WATT	SOCKET	BEAM ANGLE	KELVIN	LUMEN
<input type="checkbox"/> GU10NL		GU10			
<input type="checkbox"/> L106	3w	GU10	15°	2700K	270lm
<input type="checkbox"/> L108	3w	GU10	36°	2700K	270lm
<input type="checkbox"/> L110	3w	GU10	80°	2700K	270lm
<input type="checkbox"/> L114	5w	GU10	15°	2700K	450lm
<input type="checkbox"/> L116	5w	GU10	36°	2700K	450lm
<input type="checkbox"/> L118	5w	GU10	80°	2700K	450lm
<input type="checkbox"/> L119	5w TF	GU10	36°	Amber	585-595nm
<input type="checkbox"/> L124	7w	GU10	15°	2700K	550lm
<input type="checkbox"/> L126	7w	GU10	36°	2700K	550lm
<input type="checkbox"/> L128	7w	GU10	80°	2700K	550lm

(TF) Turtle Friendly Light Source

OPTIONS

- 25F 25 Feet Fixture Lead Wire (12V Only)

FIXTURE HEIGHT

- 24" 24" standard deck mount height
- 33" 33" standard Angle cut height
- Custom height _____(S)
(State number of inches on the line above)

FINISH (STANDARD FINISHES LISTED)

- BLT Aluminum: Black Texture Polyester Powder Coat
- BRT Aluminum: Bronze Texture Polyester Powder Coat
- BRS Brass: Unfinished

Optional powder coat & acid finishes available. See page 3 for more information.

SHIP WEIGHT / CARTON DIMENSIONS

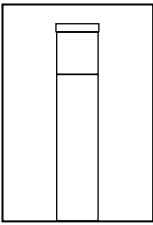
Aluminum 6061	6lbs	32" x 4" x 4"
Brass C27200	7.2lbs	32" x 4" x 4"

IP65



FOCUS INDUSTRIES INC.
 25301 COMMERCENTRE DRIVE
 LAKE FOREST, CA. 92630
 949.830.1350 | TOLL FREE: 888.882.1350
 WWW.FOCUSINDUSTRIES.COM

DESIGNED. 
 MANUFACTURED. 
 IN THE USA.



AL08LGS2 BOLLARD WITH ACRYLIC ACCENT

AL08LGS2

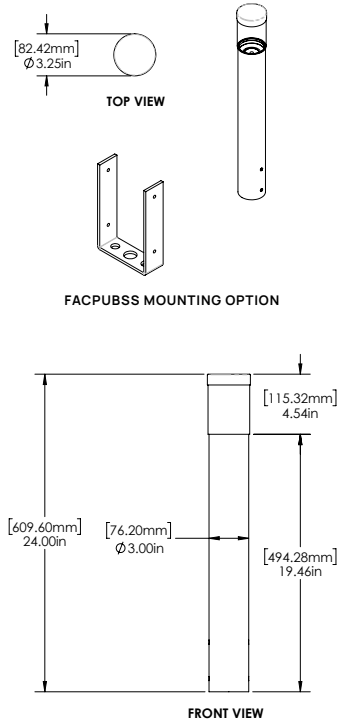
PROJECT: _____ TYPE: _____ DATE: _____

CATALOG NUMBER: _____

DIMENSIONS

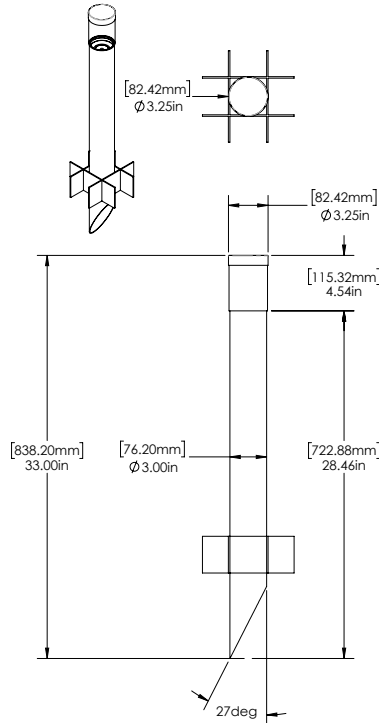
Dimensions Shown AL08LGDMS2 in U-bracket

Alum (DM) Deck Mount with U-bracket



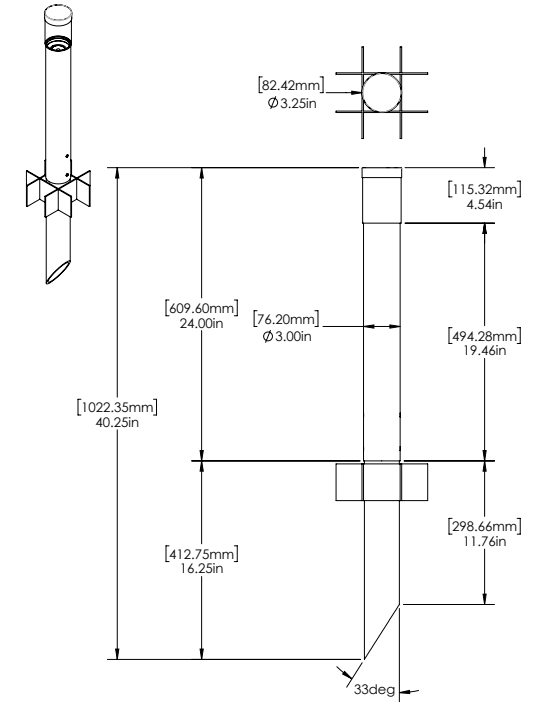
Dimensions Shown AL08LGS2 in brass (angle cut with FA42FIN)

Brass





Dimensions Shown AL08LGDMS2 in alum (Stake Deck Mount)

Aluminum



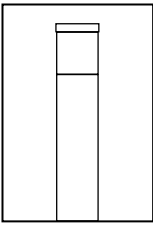
SPECIFICATIONS

INTERNALS	VOLTAGE WIRING	12V: Standard 60" Black AWG 18/2, SPT1-W, 300V UL (Power With Magnetic Transformer) 120V: 60" 18AWG Black, White, and Green (ground) wire (Power with Line Voltage)
	CONNECTOR	Terminal ring star, insulated vinyl, 22-18 AWG #8, Red
EXTERNALS	CAP	Spun 6061 aluminum, C27200 brass round cap, 3.25" dia. x 0.55"
	BODY	Extrusion 6061 aluminum, C27200 brass round tube, 3" dia. x 24"
	ACRYLIC	Acrylic snoot, sandblasted, machined end with polished edges, 3.14" dia. x 4.54"
	MOUNT (See page 3 - for more options)	12V / 120V (DM) - Stainless Steel U-Bracket 12V / 120V (SDM) - Stake Deck Mount FA42FIN Plastic black fin 8"
	FINISH (See page 3 - for more options)	Standard BLT/BRT - Black or Bronze Texture polyester powder coat Brass: Standard Unfinished
 Click Icon to Download 	LISTINGS	IP65. IES files available for download.



FOCUS INDUSTRIES INC.
25301 COMMERCENTRE DRIVE
LAKE FOREST, CA. 92630
949.830.1350 | TOLL FREE: 888.882.1350
WWW.FOCUSINDUSTRIES.COM

DESIGNED. 
MANUFACTURED. 
IN THE USA.



AL08LGS2 BOLLARD WITH ACRYLIC ACCENT





AL08LGS2

PROJECT: _____ TYPE: _____ DATE: _____



CATALOG NUMBER: _____

ACCESSORIES


Lenses

	
FA1133AMBER (Tempered Glass Lens) 2" OD X 0.125" ± 0.03" TH	FA1133RED (Tempered Glass Lens) 2" OD X 0.125" ± 0.03" TH
	
FA1133GREEN (Tempered Glass Lens) 2" OD X 0.125" ± 0.03" TH	FA1133BLUE (Tempered Glass Lens) 2" OD X 0.125" ± 0.03" TH

CANOPIES



	
FA24LGSPUN 4.50" dia. (120V-277V)	FA24LGCST 4.75" dia. (120V-277V)

U-Bracket





FACPUBSS
(12-277V)

Direct Burials & JBoxes



	
DBR55JB (12-277V)	FAJBOX (12-277V)

FINISH

STANDARD FINISHES

	
Black Texture (-BLT)	Bronze Texture (-BRT)

PREMIUM FINISHES

				
Dark Bronze (-DBZ)	Black Magic (-BKM)	White Gloss (-WHT)	White Texture (-WTX)	Stucco (-STU)
				
Chrome Powder (-CPR)	Weathered Iron (-WIR)	Weathered Brown (-WBR)	Rust (-RST)	Luna (-LUN)
				
Rubbed Verde (-RBV)	Hunter Texture (-HTX)	Mineral Bronze (-BRZ)	Semi-Gloss Black (-BLK)	

CUSTOM FINISHES Supply RAL or Pantone here

RAL #: _____

Need help finding a RAL color?
<https://www.ralcolor.com/>

PANTONE #: _____

Need help finding a Pantone color?
<https://www.pantone.com/color-finder>

ACID FINISHES Brass and Copper fixtures only

		
Acid Rust Brass (-BAR)	Black Acid Treatment Brass (-BAT)	Acid Verde Brass (-BAV)
		
Copper (-CAR)	Copper (-CAT)	Copper (-CAV)

IP65



FOCUS INDUSTRIES INC.
25301 COMMERCENTRE DRIVE
LAKE FOREST, CA. 92630
949.830.1350 | TOLL FREE: 888.882.1350
WWW.FOCUSINDUSTRIES.COM

DESIGNED. 
MANUFACTURED. 
IN THE USA.