

AL04 LED PANEL AREA LIGHT

AL04LEDP

PROJECT:

TYPE:

DATE:

CATALOG NUMBER:



AL04LEDPBLT
(Aluminum Version)



AL04LEDPBRS
(Brass Version)

CATALOG ORDER LOGIC

EXAMPLE: AL04LEDPBLT

FIXTURE

AL Area Light

TYPE

04 7.5" China Hat

12 VOLT LED	WATT	SOCKET	KELVIN	LUMEN
<input type="checkbox"/> LEDP	4w	None	3000K	480lm
<input type="checkbox"/> LEDP52	4w	None	5200K	480lm

12 VOLT LED	WATT	SOCKET	KELVIN	LUMEN
<input type="checkbox"/> 120V				

120V includes external LED driver. Must be installed in a sealed FA26 mounting post or approved weatherproof junction box.

OPTIONS

- ☐ 25F 25 Foot Fixture Lead Wire (12V Only)
☐ NS No Stake

STEM OPTIONS

- 12" 12.00" Standard Stem Length
☐ Custom Length _____ (S)
(State Number of Inches On the Line Above)

FINISH (STANDARD FINISHES LISTED)

- ☐ BLT Aluminum: Black Texture Polyester Powder Coat
☐ BRT Aluminum: Bronze Texture Polyester Powder Coat
☐ BRS Brass Unfinished

Optional powder coat & acid finishes available. See page 3 for more information.

SHIP WEIGHT / CARTON DIMENSIONS

Aluminum	3.0lbs	12" x 6" x 6"
Brass C27200	5.0lbs	12" x 6" x 6"

ADDITIONAL INFORMATION

- Plug-N-Play options available. See AL04 spec sheet for more information

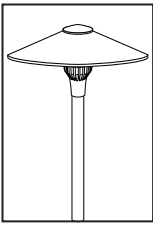
IP65



FOCUS INDUSTRIES INC.
25301 COMMERCE DRIVE
LAKE FOREST, CA. 92630
949.830.1350 | TOLL FREE: 888.882.1350
WWW.FOCUSINDUSTRIES.COM

DESIGNED.
MANUFACTURED.
IN THE USA.





AL04 LED PANEL AREA LIGHT

AL04LEDP

PROJECT:

TYPE:

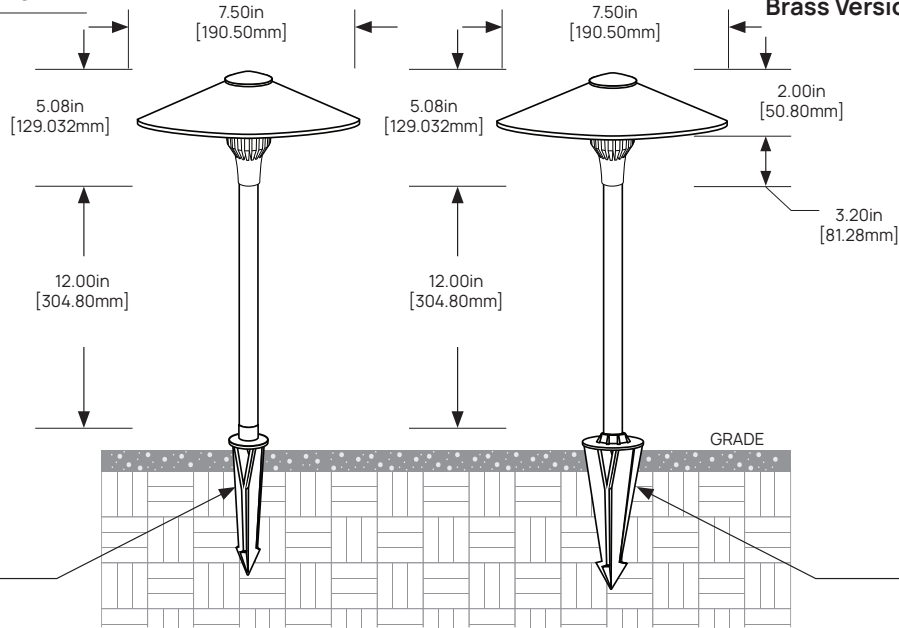
DATE:

CATALOG NUMBER:

DIMENSIONS

Dimensions Shown AL04LEDP with FA03 Stake

Aluminum Version



Dimensions Shown

AL04LEDP with FA03LG Stake

Brass Version

SPECIFICATIONS

INTERNALS	VOLTAGE WIRING	12V: Standard 36.00" Black AWG 2/C, SPT1-W, 300V UL (Power with magnetic transformer) 120V: Standard 18g, black, white, green (ground) (Power with line voltage)
	DRIVER	12V: INTERNAL DRIVER - HW12535012LED: 4.9W 350mA LED DRIVER, 12V (9V-15V) AC/DC IN, 12V DC OUT, DIMMABLE 120V: EXTERNAL DRIVER - HW126350120LED: 5W 350mA LED DRIVER, 120-277V IN, 12V DC OUT, DIMMABLE 120V: 25' max distance to fixture, must be sealed in FA26 or weatherproof J-box.
	CONNECTOR	Close ended cimp cap nylon, 22-14 AWG, Clear
EXTERNALS	HAT	Die cast 6061 aluminum or C27200 brass china hat 7.50" dia.
	HUB	Die cast aluminum or brass LED hub.
	STEM	Extrusion, aluminum 6061, round sch 40 pipe, .840" OD x .622" ID x 12.00" L x .109" W Extrusion, brass, C27200, round sch 40 pipe, .840" OD, .622" ID x 12.00" L x .109" W
	MOUNT (See page 3- for more options)	12V: Aluminum version: FA03 ABS black stake, 8.40" H, 1/2-14 NPS tapped 12V: Brass version: FA03LG ABS large black stake, 1/2-14 NPS tapped 120V: No mounting included
	FINISH (See page 3- for more options)	Aluminum: Black or Bronze Texture polyester powder coat Brass: Unfinished (Standard)
LISTINGS		IP65. IES files available for download.



Click Icon
to Download

IP65

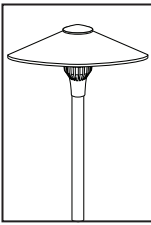
IP65



FOCUS INDUSTRIES INC.
25301 COMMERCENTRE DRIVE
LAKE FOREST, CA. 92630
949.830.1350 | TOLL FREE: 888.882.1350
WWW.FOCUSINDUSTRIES.COM

DESIGNED.
MANUFACTURED.
IN THE USA.





AL04 LED PANEL AREA LIGHT

AL04LEDP

PROJECT:

TYPE:

DATE:

CATALOG NUMBER:

ACCESSORIES

(Configure and order accessories separately) If ordering alternative mounting accessory, check (NS) No Stake box on page 1, to avoid double mounting accessories.

Stakes




FA03
8.75"
(12v)



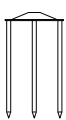
FA03LG
8.875"
(12v)



FA03RX
7.00"
(12v)



FA032P
8.235"
(12v)

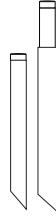


FA033P
8.235"
(12v)

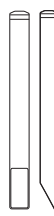
Mounting Posts



FA01
15.00"
(12v)



FA24MDCSTPOST
13.00" to 16.00"
(12v)




FA25
20.00"
(12v)



FA26
20.00"
(120-277v)

Extension Wands & Couplers



FA30-4
4.00"



FA30-8
8.00"



FA30
10.00"



FA31
13.00"



FA32
16.00"



FA33
21.00"



FA34
26.00"

(12-277v)

Canopies



FA24
3.00" dia.
(12v)



FA24MDCST
2.65" dia.
(12v)



FA24MDCSTPC
2.65" dia.
(12v)



FA24LGSPUN
4.50" dia.
(12v)



FA24LGCST
4.75" dia.
(12-277v)



FA22LGCST
5.75"
(12-277v)

FINISHES

STANDARD FINISHES



Black Texture
(-BLT)



Bronze Texture
(-BRT)

PREMIUM FINISHES



Dark Bronze
(-DBZ)



Black Magic
(-BKM)



White Gloss
(-WHT)



White Texture
(-WTX)



Stucco
(-STU)



Chrome Powder
(-CPR)



Weathered Iron
(-WIR)



Weathered Brown
(-WBR)



Rust
(-RST)



Luna
(-LUN)



Rubbed Verde
(-RBV)



Hunter Texture
(-HTX)



Mineral Bronze
(-BRZ)



Semi-Gloss Black
(-BLK)

CUSTOM FINISHES

Supply RAL or Pantone here

RAL #:


Need help finding a RAL color?
<https://www.ralcolor.com/>

PANTONE #:


Need help finding a Pantone color?
<https://www.pantone.com/color-finder>

ACID FINISHES

Brass and Copper fixtures only



Acid Rust
Brass (-BAR)
Copper (-CAR)



Black Acid Treatment
Brass (-BAT)
Copper (-BAT)



Acid Verde
Brass (-BAV)
Copper (-CAV)

IP65



FOCUS INDUSTRIES INC.
25301 COMMERCE DRIVE
LAKE FOREST, CA. 92630
949.830.1350 | TOLL FREE: 888.882.1350
WWW.FOCUSINDUSTRIES.COM

DESIGNED.
MANUFACTURED.
IN THE USA.

