

# SLS17 SIGN LIGHT

SLS17

PROJECT:

TYPE:

DATE:

CATALOG NUMBER:

Check boxes to complete you fixture.



SLS17A12A10024D1BLT (shown)

## CATALOG ORDER LOGIC

EXAMPLE: SLS171L68A10024E1BLT

## FIXTURE

SLS17 Sign Light

## MATERIAL

- ☐ A Aluminum  
☐ B Brass

## FIXTURE TYPE

- ☐ 1 Single head fixture  
☐ 2 Double head fixture

12 VOLT LED	WATT	SOCKET	KELVIN	LUMEN	BEAM ANGLE
<input type="checkbox"/> NL (No Lamp)	~	G4 Bi-Pin	~	~	~
<input type="checkbox"/> 0 (L66)	2.5w	G4 Bi-Pin	3000K	170LM	15°
<input type="checkbox"/> 1 (L68)	2.5w	G4 Bi-Pin	3000K	170LM	38°

## CAP STYLE

- ☐ A Angle Cap  
☐ B Flat Cap

## LENS TYPE

- ☐ 1 Convex  
☐ 2 Flat

## LENS ENHANCEMENT

- ☐ 0 None ☐ B Wide Softener ☐ D Green  
☐ A Linear Spread ☐ C Blue

## GLARE SHIELDING

- ☐ 0 None  
☐ H Hex Cell Louver

## EXTENSION POLE LENGTH

- ☐ 12 12.00" Standard Stem Length  
☐ 18 18.00" Standard Stem Length  
☐ 24 24.00" Standard Stem Length (Max double brass)  
☐ 30 30.00" Standard Stem Length (Max double aluminum)  
☐ 36 36.00" Standard Stem Length (Max brass)  
☐ 42 42.00" Standard Stem Length (Aluminum Single Head Only)  
☐ Custom \_\_\_\_\_ (S) (State Number of Inches On the Line)

## EXTENSION POLE STYLE

- ☐ A Straight  
☐ B 30° Bend  
☐ C 45° Bend  
☐ D U-Bend (Please provide specifications)  
☐ E Goose Neck (Please provide specifications)  
☐ F Custom Bend (Please provide specifications)

## CANOPY

- ☐ 0 None (1/2in NPS Required)  
☐ 1 FA24LGCST (Aluminum) Round  
☐ 2 FA24LGCST (Brass) Round  
☐ 3 FA22CST (Aluminum) Rectangle  
☐ 4 FA22CST (Brass) Rectangle

## FINISH (standard finishes listed)

- ☐ BLT (Aluminum - Black Texture Powder Coat)  
☐ BRT (Aluminum - Bronze Texture Powder Coat)  
☐ BRS (Unfinished- Brass)

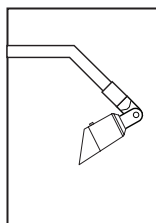
Premium and Acid Finishes (See page 3 for more color options)  
Pantone & RAL Colors (Enter RAL or Pantone number at end of part number)



FOCUS INDUSTRIES INC.  
25301 COMMERCE DRIVE  
LAKE FOREST, CA. 92630  
949.830.1350 | TOLL FREE: 888.882.1350  
WWW.FOCUSINDUSTRIES.COM

DESIGNED.  
MANUFACTURED.  
IN THE USA.





# SLS17 SIGN LIGHT

SLS17

PROJECT:

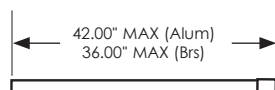
TYPE:

DATE:

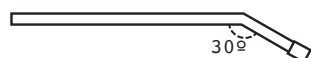
CATALOG NUMBER:

## DIMENSIONS


### Dimensions Shown Pole Styles A-E



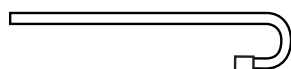
(A) STRAIGHT



(B) 30° BEND



(C) 45° BEND



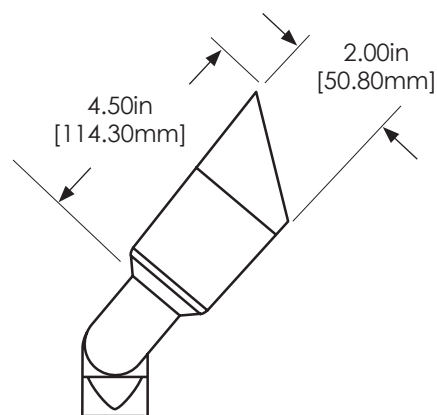
(D) U-BEND



(E) GOOSE NECK

### Dimensions Shown DL17

Angle Cap



## SPECIFICATIONS

INTERNALS	VOLTAGE	12 Volt: Power with magnetic transformer (DC only)
	WIRING	12 Volt: G4 Bi-Pin. Standard 12.00" Black AWG 2/C, SPT1-W, 300V UL
	LENS	High impact clear tempered convex glass lens High impact clear tempered flat glass lens
	O-RING	70 Durometer 400° red silicone
EXTERNALS	HOUSING	Cast Aluminum, Brass
	SWIVEL	Matching cast Aluminum or Cast Brass adjustable swivel with 240° angle adjustment
	CAP	Matching Aluminum or Brass angle cut cap (Standard)
	MOUNT	No mounting included. Select mount from accessories—see page 3 for more information)
	FINISH	Aluminum: Polyester textured powder coat (More options available. See page 5) Brass: Acid finishes (More options available. See page 5.)
	LISTINGS	ETL. IP55. CE.



Click Icon  
to Download



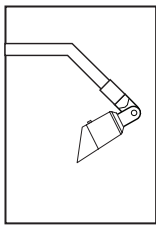
IP55



FOCUS INDUSTRIES INC.  
25301 COMMERCENTRE DRIVE  
LAKE FOREST, CA. 92630  
949.830.1350 | TOLL FREE: 888.882.1350  
WWW.FOCUSINDUSTRIES.COM

DESIGNED.  
MANUFACTURED.  
IN THE USA.





# SLS17 SIGN LIGHT

SLS17

PROJECT:

TYPE:

DATE:

CATALOG NUMBER:

## ACCESSORIES



### CANOPIES



FA22CST  
5.75"  
(12-277v)



FA24LGCST  
4.75" dia.  
(12-277v)

### COLOR LENSES



FA1017GREEN  
1.40" dia.  
(Color Glass Lens)



FA1017BLUE  
1.40" dia.  
(Color Glass Lens)

### LENS ENHANCEMENTS



FA10417  
2.00" dia.  
(Wide Softener)



FA0817  
1.50" dia.  
(Hex Cell Louver)



FA9817  
1.25" dia.  
(Linear Spread)

## FINISHES

### STANDARD FINISHES



Black Texture  
(-BLT)



Bronze Texture  
(-BRT)

### PREMIUM FINISHES



Dark Bronze  
(-DBZ)



Black Magic  
(-BKM)



White Gloss  
(-WHT)



White Texture  
(-WTX)



Stucco  
(-STU)




Chrome Powder  
(-CPR)



Weathered Iron  
(-WIR)



Weathered Brown  
(-WBR)



Rust  
(-RST)



Luna  
(-LUN)



Rubbed Verde  
(-RBV)



Hunter Texture  
(-HTX)



Mineral Bronze  
(-BRZ)

### CUSTOM FINISHES

Supply RAL or Pantone here

RAL #:

Need help finding a RAL color?  
<https://www.ralcolor.com/>

PANTONE #:

Need help finding a Pantone color?  
<https://www.pantone.com/color-finder>

### ACID FINISHES

Brass and Copper fixtures only



Acid Rust  
Copper (-CAR)  
Brass (-BAR)



Black Acid Treatment  
(-BAT)



Acid Verde  
Copper (-CAV)  
Brass (-BAV)



FOCUS INDUSTRIES INC.  
25301 COMMERCE DRIVE  
LAKE FOREST, CA. 92630  
949.830.1350 | TOLL FREE: 888.882.1350  
WWW.FOCUSINDUSTRIES.COM

DESIGNED.  
MANUFACTURED.  
IN THE USA.

