

# RXP03 PATH LIGHT SPEC SHEET

RXP03

PROJECT: \_\_\_\_\_ TYPE: \_\_\_\_\_ DATE: \_\_\_\_\_

CATALOG NUMBER: \_\_\_\_\_



## CATALOG ORDER LOGIC

EXAMPLE: RXP03L24BRS

## FIXTURE

RXP Remedy Series Double Path Light

## TYPE

03

## CAP OPTIONS

TAC Threaded Angle Cap

## 12 VOLT LED WATT SOCKET DEGREE KELVIN LUMEN

<input type="checkbox"/> NL (No Lamp)					
<input type="checkbox"/> NLBP (No Lamp)		GU5.3 Bi-Pin			
<input type="checkbox"/> L22	3w	GU5.3 Bi-Pin	15°	3000K	270lm
<input type="checkbox"/> L24	3w	GU5.3 Bi-Pin	36°	3000K	270lm
<input type="checkbox"/> L26	3w	GU5.3 Bi-Pin	80°	3000K	270lm
<input type="checkbox"/> L34	5w	GU5.3 Bi-Pin	15°	3000K	450lm
<input type="checkbox"/> L36	5w	GU5.3 Bi-Pin	36°	3000K	450lm
<input type="checkbox"/> L38	5w	GU5.3 Bi-Pin	80°	3000K	450lm
<input type="checkbox"/> L40	5w	GU5.3 Bi-Pin	36°	Amber	585-595nm
<input type="checkbox"/> L46	7w	GU5.3 Bi-Pin	15°	3000K	550lm
<input type="checkbox"/> L48	7w	GU5.3 Bi-Pin	36°	3000K	550lm
<input type="checkbox"/> L50	7w	GU5.3 Bi-Pin	80°	3000K	550lm

## 120 VOLT LED WATT SOCKET DEGREE KELVIN LUMEN

<input type="checkbox"/> NL (No Lamp)					
<input type="checkbox"/> NL120V		GU10			
<input type="checkbox"/> L106	3w	GU10	15°	3000K	270lm
<input type="checkbox"/> L108	3w	GU10	36°	3000K	270lm
<input type="checkbox"/> L110	3w	GU10	80°	3000K	270lm
<input type="checkbox"/> L114	5w	GU10	15°	3000K	450lm
<input type="checkbox"/> L116	5w	GU10	36°	3000K	450lm
<input type="checkbox"/> L118	5w	GU10	80°	3000K	450lm
<input type="checkbox"/> L119	5w	GU10	36°	Amber	585-595nm
<input type="checkbox"/> L124	7w	GU10	15°	3000K	550lm
<input type="checkbox"/> L126	7w	GU10	36°	3000K	550lm
<input type="checkbox"/> L128	7w	GU10	80°	3000K	550lm

## OPTIONS

25F 25 Foot Fixture Lead Wire

## CUSTOM STEM LENGTH

25.00" 25.00" Standard Stem Length

Custom Length \_\_\_\_\_(S)  
(State Custom Length On the Line Above)

## FINISH (standard finishes listed)

BRS (Unfinished- Brass)  
Premium and Acid Finishes (See page 5 for more color options)  
Pantone & RAL Colors (Enter RAL or Pantone number at end of part number)

## SHIP WEIGHT

Brass C27200 (3.0lbs)

## ADDITIONAL INFORMATION

- LED's are dimmable with Triac dimming



IP65

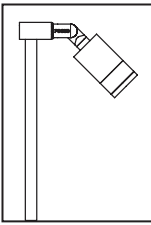


landscape • architectural • hospitality • entertainment • illumination

**FOCUS INDUSTRIES INC.**  
 25301 COMMERCENTRE DRIVE  
 LAKE FOREST, CA. 92630  
 949.830.1350 | TOLL FREE: 888.882.1350  
 WWW.FOCUSINDUSTRIES.COM

DESIGNED  
MANUFACTURED  
IN THE USA





# RXP03 PATH LIGHT SPEC SHEET

RXP03

PROJECT:

TYPE:

DATE:

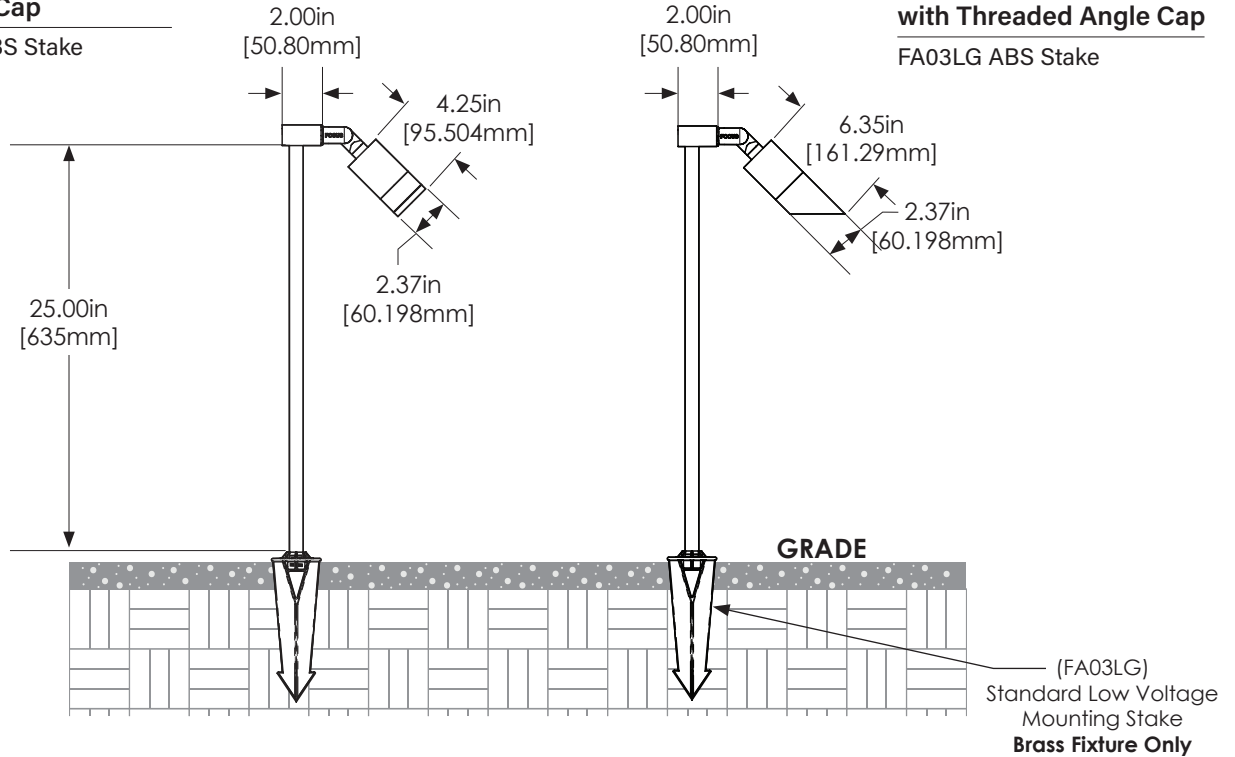
CATALOG NUMBER:

## Dimensions Shown with Flat Cap

FA03LG ABS Stake




## Dimensions Shown with Threaded Angle Cap

FA03LG ABS Stake



(FA03LG)  
Standard Low Voltage  
Mounting Stake  
Brass Fixture Only

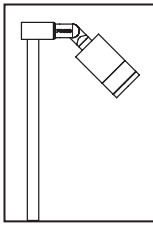
## SPECIFICATIONS

INTERNALS	VOLTAGE	12 Volt / 120 Volt (277 Volt available. Consult factory for more information)
	WIRING	12 Volt: Standard black 3ft 18/2 zip cord from base of fixture. 120 Volt: Standard 18g, black, white, green (ground)
	O-RING	Red silicone, 70 durometer, 1.7" ID, 2mm th
	GROMMET	SBR rubber, .375"HD x .0625"MT x .15625"ID x .50"FD x .21875"OH, black
   Click Icon to Download	EXTERNALS	
	BODY	Extrusion 27200 round tube, 2.25" OD x 4.25"
	CAP(S)	Extrusion 27200 round tube (Flat Cap: 2.37" OD x 1.50"), (TAC: 2.37" OD x 3.60"), (ETAC: 2.37" OD x 6.50")
	LENS	Glass lens, clear tempered, 54.50mm/2.150" OD x 3.00mm/0.125" ±.03
	SWIVEL	Machined brass top and bottom swivel, screw, lock nut, .50"NPS
	ADAPTER	Brass machined single adapter 2.00" x 1.25" x 2.50" NPS, 2x 10-32 x .25" Stainless Steel Set Screws
	STEM	25.00" brass tubing, threaded both ends. .50" NPS
	MOUNT	FA03LG ABS black stake, .50" NPS tapped. Low voltage only. (More options available. See page 3.)
FINISH	Brass: Unfinished (Standard) See page 5 for more powder coat and acid treatment options.	
LISTINGS	ETL, IP65, CE IES files available for download.	



**FOCUS INDUSTRIES INC.**  
25301 COMMERCENTRE DRIVE  
LAKE FOREST, CA. 92630  
949.830.1350 | TOLL FREE: 888.882.1350  
WWW.FOCUSINDUSTRIES.COM





# RXP03 PATH LIGHT SPEC SHEET

RXP03

PROJECT:

TYPE:

DATE:

CATALOG NUMBER:



### Stakes

<b>FA03LG</b> 8.875" (12v)	<b>FA03RX</b> 7.00" (12v)	<b>FA032P</b> 8.235" (12v)	<b>FA033P</b> 8.235" (12v)
----------------------------------	---------------------------------	----------------------------------	----------------------------------

### Mounting Posts

<b>FA01</b> 15.00" (12v)	<b>FA24MDCSTPOST</b> 13.00" to 16.00" (12v)	<b>FA25</b> 20.00" (12v)	<b>FA26</b> 20.00" (120-277v)
--------------------------------	---	--------------------------------	-------------------------------------

### Canopies & Adapters

<b>FA24/BRS</b> 3.00" dia. (12v)	<b>FA24MDCST/BRS</b> 2.65" dia. (12v)	<b>FA24MDCSTPC/BRS</b> 2.65" dia. (12v)	<b>FA24MD</b> (12v)	<b>FA24LGSPUN/BRS</b> 4.75" dia. (12v)	<b>FA24LGCST/BRS</b> 4.75" dia. (12-277v)
<b>FA22LGCST/BRS</b> 5.75" (12-277v)					

### Lenses

Glass lenses available in:  
**Red, Green, Amber, Light Blue, Dark Blue**

<b>FA11DL42</b> (Color Glass Lens)	<b>FA104DL42SB</b> (Sand Blasted Lens)	<b>FA08DL42</b> (Hex Cell Louver)
---------------------------------------	---	--------------------------------------

### Direct Burials & JBoxes

<b>DBR55JB</b> (12-277v)	<b>FA-JBOX</b> (12-277v)
-----------------------------	-----------------------------



**IP65**

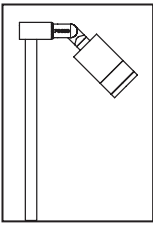


landscape • architectural • hospitality • entertainment • illumination

**FOCUS INDUSTRIES INC.**  
25301 COMMERCENTRE DRIVE  
LAKE FOREST, CA. 92630  
949.830.1350 | TOLL FREE: 888.882.1350  
WWW.FOCUSINDUSTRIES.COM

DESIGNED  
MANUFACTURED  
IN THE USA





# RXP03 PATH LIGHT SPEC SHEET


RXP03

PROJECT:

TYPE:

DATE:

CATALOG NUMBER:



Images enhanced to illustrate usage of mounting options. Drawings not to scale. (See page 2 for product dimensions)



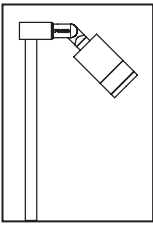
landscape • architectural • hospitality • entertainment • illumination

**FOCUS INDUSTRIES INC.**

25301 COMMERCENTRE DRIVE  
LAKE FOREST, CA. 92630  
949.830.1350 | TOLL FREE: 888.882.1350  
WWW.FOCUSINDUSTRIES.COM

DESIGNED  
MANUFACTURED  
IN THE USA





# RXP03 PATH LIGHT SPEC SHEET

RXP03

PROJECT: \_\_\_\_\_ TYPE: \_\_\_\_\_ DATE: \_\_\_\_\_

CATALOG NUMBER: \_\_\_\_\_

## LED DATA

### 12v MR16 DATA

L#	CCT	CRI	WATTS	LUMENS	RATED HOURS
L22	3000K	80	3	270	40,000
L24	3000K	80	3	270	40,000
L26	3000K	80	3	270	40,000
L34	3000K	80	5	450	40,000
L36	3000K	80	5	450	40,000
L38	3000K	80	5	450	40,000
L40	Amber	~	5	(585-595nm)	40,000
L46	3000K	80	7	550	40,000
L48	3000K	80	7	550	40,000
L50	3000K	80	7	550	40,000

### 120v MR16 DATA

L#	CCT	CRI	WATTS	LUMENS	RATED HOURS
L106	3000K	80	3	270	40,000
L108	3000K	80	3	270	40,000
L110	3000K	80	3	270	40,000
L114	3000K	80	5	450	40,000
L116	3000K	80	5	450	40,000
L118	3000K	80	5	450	40,000
L119	Amber	~	5	(585-595nm)	40,000
L124	3000K	80	7	550	40,000
L126	3000K	80	7	550	40,000
L128	3000K	80	7	550	40,000




## FINISHES

### STANDARD FINISHES



### PREMIUM FINISHES



### ACID FINISHES Brass and Copper fixtures only



### CUSTOM FINISHES

**RAL #:**  
 Need help finding a RAL color?  
<https://www.ralcolor.com/>

**PANTONE #:** \_\_\_\_\_ Supply RAL or Pantone here  
 Need help finding a Pantone color?  
<https://www.pantone.com/color-finder>



**IP65**



landscape • architectural • hospitality • entertainment • illumination

**FOCUS INDUSTRIES INC.**  
 25301 COMMERCENTRE DRIVE  
 LAKE FOREST, CA. 92630  
 949.830.1350 | TOLL FREE: 888.882.1350  
 WWW.FOCUSINDUSTRIES.COM

