



DIRECTIONAL LIGHTS DL-21 SERIES



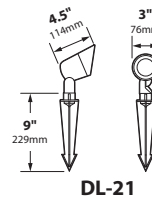
TYPE

SPECIFICATIONS

- CONSTRUCTION:** Cast aluminum, or composite Bullet; matching cast aluminum, or composite adjustable swivel
- LENS:** High impact clear tempered convex glass
- O-RING:** High temperature red silicone
- LAMP SUPPLIED:** 40,000 hour 3w Super Saver MR16 LED (L24)
- LAMP OPTIONS:** We recommend 40,000 hour 5w (L36) or 7w (L48) Super Saver MR16 LED Legacy lamp options available.
- NOTE:** ARROW MR16 LED must be factory installed to fit properly
- SOCKET:** High temperature ceramic GU5.3 bi-pin with 250°C silicone lead wires
- WIRING:** Black 3 foot 18/2 zip cord from base of fixture (12v only)
For 25 foot 16/2 fixture lead wire add -25F to catalog number.
- CONNECTION:** FA-05 Quick Connector (not supplied) from fixture to main cable (12/2, 10/2 or 8/2 only)
- MOUNTING:** FA-03 black 9" ABS stake threaded 1/2" NPS
- FINISH:** Aluminum-Black texture polyester powder coat. Optional finishes available.



DL21-BLT



DL-21

ORDERING INFORMATION

CATALOG NO.	DESCRIPTION	LAMP	SHIP WEIGHT
DL21L24BLT	Cast Aluminum	3w MR16 LED 36° FL	2.0 lbs.
CDL-21-LED3	Composite Bullet	3w MR16 LED 36° FL	2.0 lbs.



MOUNTING ACCESSORIES

FA-01/BRS 15" 381mm

FA-03/BRS 9.00" 229mm

FA-03-LG 9.00" 229mm

FA-22-CST/-BRS 5.75" 146mm

FA-24MD-CST-TREE (10"-41") 2.65" 67mm

FA-24-MD-CST/-BRS 1.4" 36mm

FA-24/BRS 0.9" 23mm

FA-22-TREE (10"-41") 2.65" 67mm

FA-24-MD-CST-PC/-BRS 1.4" 36mm

FA-111-TREE (10"-41") 4.75" 121mm

FA-111 4.75" 121mm

FA-24-LG-CST / -BRS 0.875" 22mm

FA-24-LG-SPUN / -BRS 0.875" 22mm

FA-24-LG-DH-SPUN/-BRS 0.875" 22mm

FA-24-LG-DH-CST/-BRS 0.875" 22mm

STEM EXTENSIONS

FA-30 10" 254mm

FA-31 13" 330mm

FA-32 16" 406mm

FA-33 21" 533mm

FA-34 21" 533mm

FA-24-TREE 660mm

FA-24-POST 1.63" 41mm

FA-24-MD-CST-POST/-BRS 2" 51mm

FA-24-MD-CST-POST2/-BRS (telescopic) Telescopic to 26"

C/FA-25/-26/BRS 20" 508mm

C/FA-26-75W/BRS 20" 508mm

C/FA-26-GFIC/BRS 26" 660mm

BEAM/GLARE CONTROL ACCESSORIES

- FA-08-21** Round 1/8" Hex Cell Louver
- FA-11-BLUE** Blue Tempered Glass Lens
- FA-11-GREEN** Green Tempered Glass Lens
- FA-98** Linear Spread Tempered Glass Lens
- FA-99** High Impact Clear Tempered Convex Glass
- FA-104** Wide Spread Tempered Glass Lens Softener

JOB INFORMATION

Type: _____ Date: _____

Job Name: _____

Cat. No.: _____

Lamp(s): _____

Specifier: _____

Contractor: _____

Notes: _____

FOCUS INDUSTRIES INC.
25301 COMMERCENTRE DRIVE
LAKE FOREST, CA 92630

www.focusindustries.com
sales@focusindustries.com
(949) 830-1350 • FAX (949) 830-3390

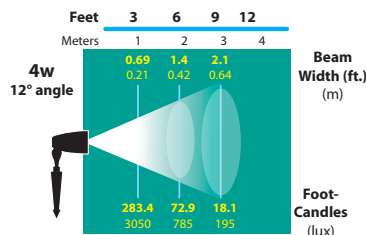
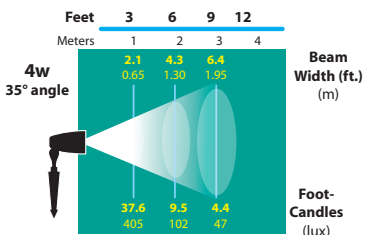
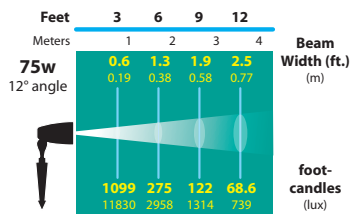
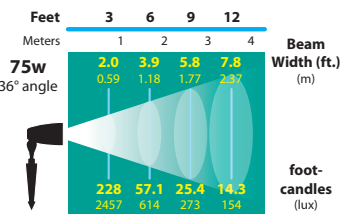
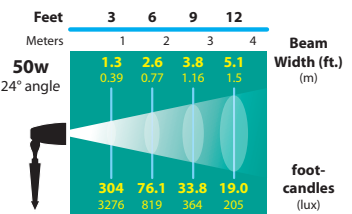
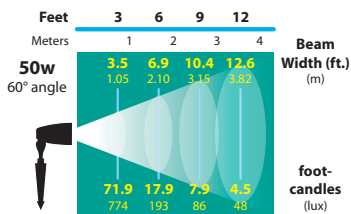
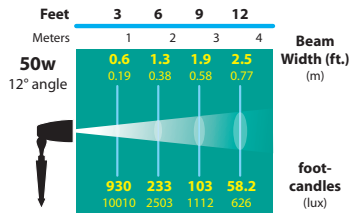
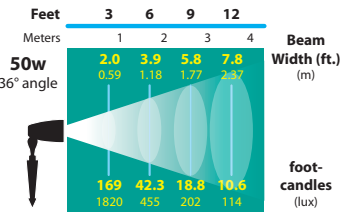
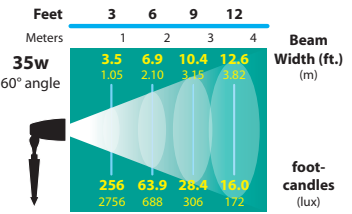
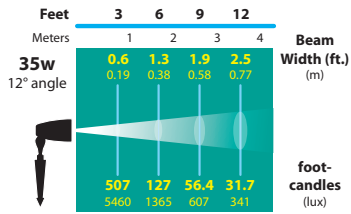
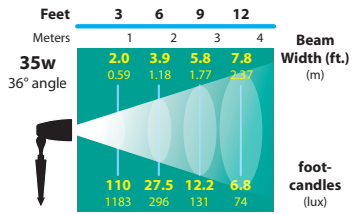
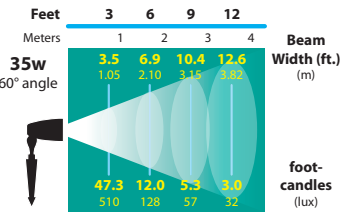
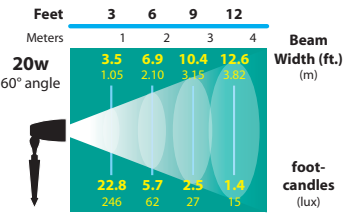
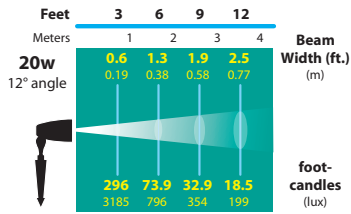
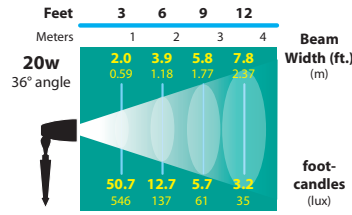
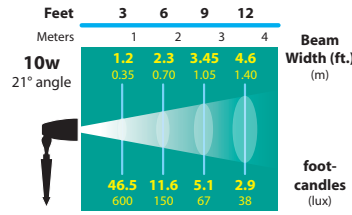
Black Texture (Standard)	Antique Verde	Bronze Texture	Camel	White Texture	Hunter Texture	Rust	Weathered Iron	Weathered Brown	Stucco	Rubbed Verde	Chrome Powder
-BLT	-ATV	-BRT	-CAM	-WTX	-HTX	-RST	-WIR	-WBR	-STU	-RBV	-CPR



DIRECTIONAL LIGHTS DL-21-SERIES

TYPE

LIGHT DISTRIBUTIONS AND PHOTOMETRICS



Black Texture (Standard)	Antique Verde	Bronze Texture	Camel	White Texture	Hunter Texture	Rust	Weathered Iron	Weathered Brown	Stucco	Rubbed Verde	Chrome Powder
-BLT	-ATV	-BRT	-CAM	-WTX	-HTX	-RST	-WIR	-WBR	-STU	-RBV	-CPR