



www.focusindustries.com

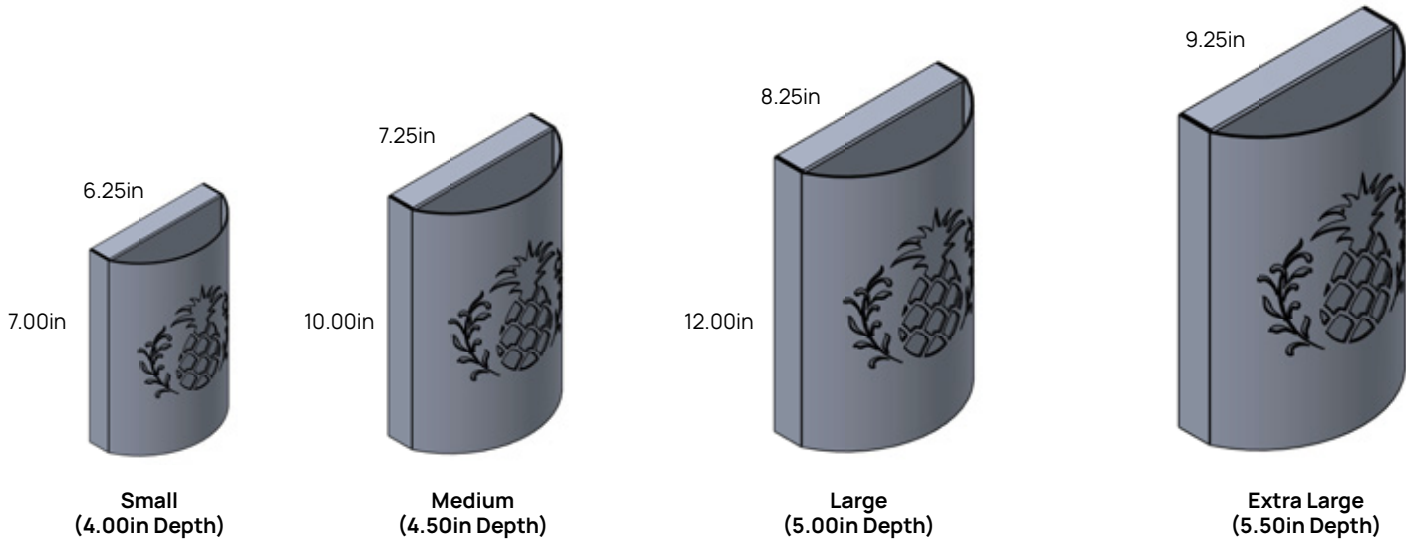
Wall Sconce Ordering Guide

Welcome to the Focus Industries, Inc. Wall Sconces Ordering Brochure, where exquisite illumination meets unparalleled customization. Each page unveils a world of design options, ensuring that your selection not only illuminates but also captivates. Experience the Focus Industries difference – where lighting transcends utility to become an art form.

TO PLACE ORDERS:
Toll Free (888)882.1350
orders@focusindustries.com



Ordering Information



Specifications

Material: Aluminum, Brass, or Copper

LED Light Source: Flat panel LED (4w, 5w, 8w, or x2 8w)

Internal Driver: 12v AC input, 120v, 240v, or 277v input

Socket: None (LED Panel)

Wiring: 12v black 18/2 SPT 1W 8in from base of fixture
120v standard wiring (black, white, and green ground)

Power Supply: 12v remote AC magnetic transformer
120v direct power

Finish: See color options on back of ordering guide.

Custom Design Notes (if applicable):

Configurator

ORDERING INFORMATION										
CATALOG NUMBER: SL55-										
	A	B	C	D	E	F	G	H	I	
A) FIXTURE MATERIAL	B) TYPE	C) MOUNTING PLATE SIZE	D) FIXTURE MATERIAL	E) FINISH (if applicable)	F) LED SOURCE	G) LED SOURCE CCT	H) INPUT VOLTAGE	I) DESIGN CODE		
Curved	CD	S	ALUM	(Refer to section E)	LP4	27	12	000	106	112
Square	PC	M	BRS		LP5	30	120	101	107	201
Rectangle	VP	L	BAR		LP8	41	277	102	108	301
Custom		XL	SS		LP12	52	Other	103	109	302
		CSM	COP		LP16			104	110	401
			CAR		M10			105	111	402
					M30					Other

Artwork Guidelines

Our goal is to make the art submittal process accurate, timely and convenient. If you cannot provide artwork in the following formats, or are not sure what to give us, please call customer service at (949)830.1350.

Supported Applications:

Adobe Photoshop
Freehand

Adobe Illustrator (Preferred)
PDF

Adobe InDesign
Tiff

Colors:

Black and white artwork is preferred. If color artwork is used, please ensure that colors are solid fill. Plasma cutter cannot recognize gradients, tints, hues or shades.

Fonts:

All fonts used to create the text in photoshop must be rasterized, including fonts embedded in placed images. Fonts in Illustrator must be converted to outlines/curves. There are thousands of text fonts and the font choice may not be available to us, so please remember to convert your fonts.

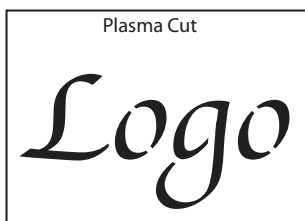
File Resolution:

Most file types are made of pixels. Pixels are single units of color that, when viewed together, make up an image (look like little squares when viewed zoomed in). The more pixels in an image, the better it looks and sharper the image appears. An image with low resolution contains fewer pixels, resulting in a jagged look, and cannot be plasma cut. We require 300DPI file resolution for a better cut transfer.


Style:

Plasma cutting is a 2 dimensional process. The image is cut out of metal material so there are the cut areas and the solid metal areas. Make sure your artwork is simplified for the cutting process. If you are unsure please provide us with the artwork and we would be glad to check it for you.

Artwork with simple lines and separation of images will plasma cut correctly




Crossed lines and circles will end up as shown below when plasma cut.




Note:

We offer a durable and enduring vinyl printed scone. Our specialized approach combines innovative design with cutting-edge technology, allowing you to imprint unique patterns, logos, or intricate designs onto high-quality 8mm vinyl.

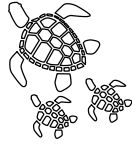
Plasma Cut Patterns




000 = No Design




101 = Fish/Waves




102 = 3 Turtles




103 = Big Turtle




104 = Turtle/Waves




105 = Salmon




106 = Pinapples




107 = Lighthouse



108 = Swordfish



109 = Hibiscus




110 = Plumeria



111 = Bamboo



112 = Bold Pineapple/Flourish




201 = Desert Coyote



301 = Wine



302 = Grapes



401 = Circles



402 = H. Lines

Finishes

STANDARD FINISHES



Black Texture
(-BLT)



Bronze Texture
(-BRT)

PREMIUM FINISHES



Dark Bronze
(-DBZ)



Black Magic
(-BKM)



White Gloss
(-WHT)



White Texture
(-WTX)



Stucco
(-STU)




Chrome Powder
(-CPR)



Weathered Iron
(-WIR)



Weathered Brown
(-WBR)



Rust
(-RST)



Luna
(-LUN)



Rubbed Verde
(-RBV)



Hunter Texture
(-HTX)

CUSTOM FINISHES Supply RAL or Pantone here

RAL #:

Need help finding a RAL color?


<https://www.ralcolor.com/>

PANTONE #:

Need help finding a Pantone color?

<https://www.pantone.com/color-finder>

ACID FINISHES Brass and Copper fixtures only



Acid Rust
Copper (-CAR)
Brass (-BAR)



Black Acid Treatment
(-BAT)



Acid Verde
Copper (-CAV)
Brass (-BAV)