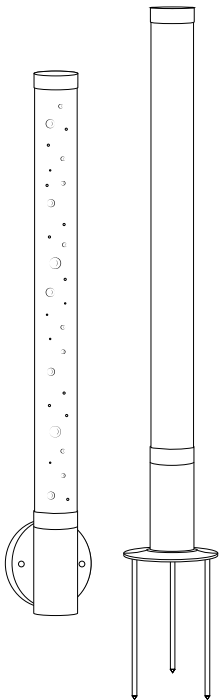




[www.focusindustries.com](http://www.focusindustries.com)



# Light Wands

AL26 Area Light Wands • SL68 Surface Mount Light Wands

---

Focus Industries, Inc. offers versatile acrylic light wands that can be used as area lights or surface mounts, featuring a robust brass construction. These light wands come with customizable acrylic options, including clear, frosted, or bubble accents, each topped with a matching brass cap. The combination of durable brass and elegant acrylic provides both functional lighting and aesthetic appeal, suitable for a variety of outdoor and indoor applications.





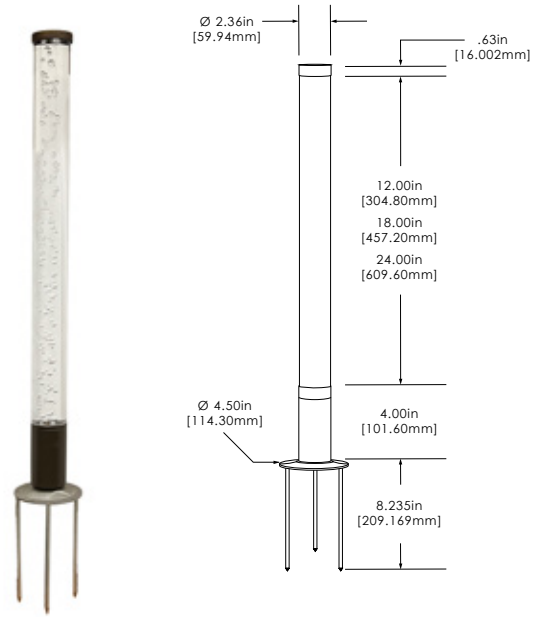
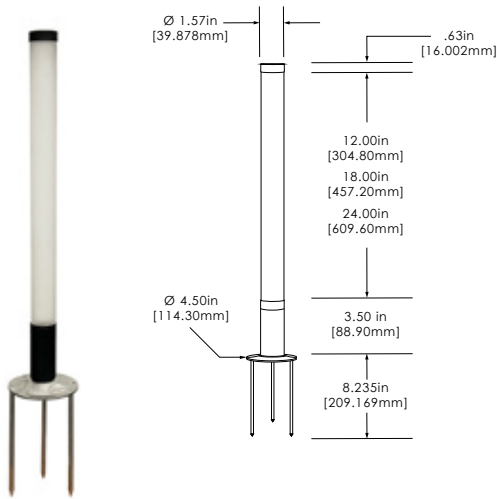
# *AREA LIGHT WANDS*

## ILLUMINATE WITH FORM & FUNCTION

Focus Industries Acrylic Light Wand Area Lights are designed with elegant acrylic accents, available in frosted, clear, and bubble finishes, providing versatile lighting solutions for various environments. These lights come in three standard size options to suit different needs, with the possibility of custom sizes upon consultation with the factory. The combination of durable materials and customizable features makes these area lights both functional and aesthetically pleasing, ideal for enhancing outdoor and indoor spaces.



SPECIALTY LIGHTING  
12v/120v



**AL26SML66S218SBAT**

12V LIGHT WAND AREA LIGHT  
WITH ACRYLIC ACCENT

Housing Size: 3.50" H x 1.57" dia.

Acrylic Sizes: 12.00" / 18.00" / 24.00"

Acrylic Types:

Mount: FA033P (3 Prong Stake)

Mount Option: FA24LGCSTBRS (Deck Mount)

No Cap Option Available. Consult Factory.

**AL26MDL22S424SBAR**

12V LIGHT WAND SURFACE MOUNT  
WITH ACRYLIC ACCENT

Housing Size: 4.00" H x 2.36" dia.

Acrylic Sizes: 12.00" / 18.00" / 24.00"

Acrylic Types:

Mount: FA033P (3 Prong Stake)

Mount Option: FA24LGCSTBRS (Deck Mount)

No Cap Option Available. Consult Factory.





ITEM NUMBER	LED TYPE	WATTAGE	CCT	LUMENS	FINISH	CONSTRUCTION	ACRYLIC
AL26SML68BRS	Omni Super Saver	2.5w	3000K	300lm	Unfinished	Brass	See Below
AL26MDL22BRS	MR16 Super Saver	3w	3000K	270lm	Unfinished	Brass	See Below

Mounting options available. See page 6 for more information.

120 Volt options available (MR16 Version Only) . See LED options on page 7 for more information.

Consult factory for more information.

**ACRYLIC. ADD-ONS COLOR TEMPERED GLASS LENSES**

ITEM NUMBER	COLOR	DIAMETER	THICKNESS	SHAPE	COLOR EXAMPLE
FA1133AMBER	Amber	2.00" dia.	0.125" th	Round	
FA1133RED	Red	2.00" dia.	0.125" th	Round	
FA1133GREEN	Green	2.00" dia.	0.125" th	Round	
FA1133BLUE	Blue	2.00" dia.	0.125" th	Round	



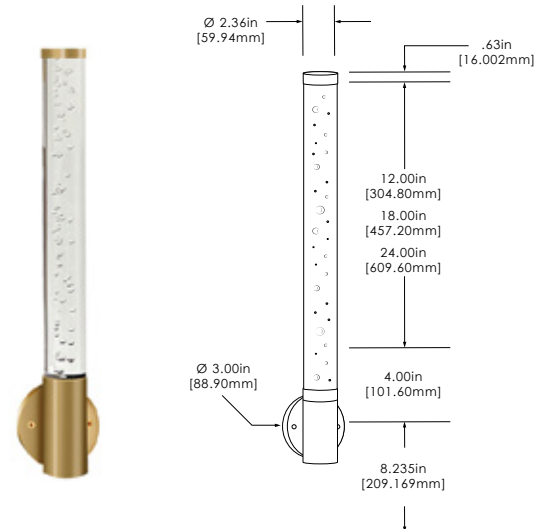
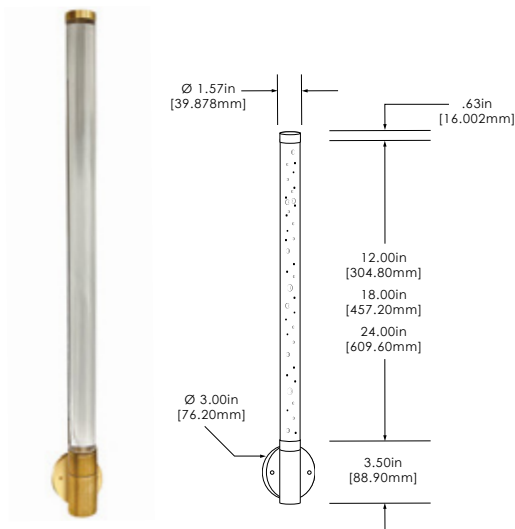


# *SURFACE LIGHT WANDS*

## ILLUMINATE WITH ELEGANCE

Focus Industries surface mount light wands with acrylic accents are a sophisticated lighting solution designed to enhance any space. These light wands feature sleek acrylic accents available in frosted, clear, and bubble finishes, adding a touch of elegance and modernity. Ideal for both indoor and outdoor applications, they provide a versatile and stylish lighting option. With their durable construction and refined aesthetic, Focus Industries surface mount light wands are perfect for creating a warm, inviting ambiance in any setting.

SPECIALTY LIGHTING  
12v/120v



**SL68SMWML68S118SBRS**

12V LIGHT WAND AREA LIGHT  
WITH CLEAR ACRYLIC ACCENT

Housing Size: 3.50" H x 1.57" dia.

Acrylic Sizes: 12.00" / 18.00" / 24.00"

Acrylic Types:

Mount: FA033P (Small Canopy)

Mount Option: FA24LGCSTBRS (Deck Mount)

No Cap Option Available. Consult Factory.

**SL68MDWML22S412SBRS**

12V LIGHT WAND SURFACE MOUNT  
WITH CLEAR BUBBLE ACRYLIC ACCENT

Housing Size: 4.00" H x 2.36" dia.

Acrylic Sizes: 12.00" / 18.00" / 24.00"

Acrylic Types:

Mount: FA033P (Small Canopy)





Mount Option: FA24LGCSTBRS (Deck Mount)

No Cap Option Available. Consult Factory.

ITEM NUMBER	LED TYPE	WATTAGE	CCT	LUMENS	FINISH	CONSTRUCTION	ACRYLIC
SL68SML68BRS	Omni Super Saver	2.5w	3000K	300lm	Unfinished	Brass	See Below
SL68MDL22BRS	MR16 Super Saver	3w	3000K	270lm	Unfinished	Brass	See Below

Mounting options available. See page 6 for more information.  
120 Volt options available (MR16 Version Only) . See LED options on page 7 for more information.  
Consult factory for more information.

**ACRYLIC. ADD-ONS COLOR TEMPERED GLASS LENSES**

ITEM NUMBER	COLOR	DIAMETER	THICKNESS	SHAPE	COLOR EXAMPLE
FA1133AMBER	Amber	2.00" dia.	0.125" th	Round	
FA1133RED	Red	2.00" dia.	0.125" th	Round	
FA1133GREEN	Green	2.00" dia.	0.125" th	Round	
FA1133BLUE	Blue	2.00" dia.	0.125" th	Round	

**MOUNTING DEVICES**  
**AREA LIGHT WANDS**



**FA033P**  
 4.50" dia. Aluminum or Brass  
 12-Volt or 120-Volt  
 (Standard)



**FA24LGCSTBRS**  
 4.50" dia. Brass  
 12-Volt or 120-Volt  
 (Mount Option)

**MOUNTING DEVICES**  
**SURFACE MOUNT LIGHT WANDS**



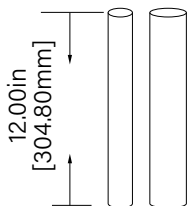
**FA24LP3BRS**  
 3.00" dia. Brass  
 12-Volt



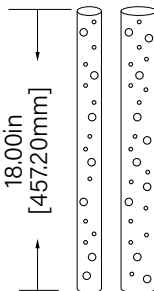
**FA24LGCSTBRS**  
 4.50" dia. Brass  
 12-Volt or 120-Volt  
 (Mount Option)

**ACRYLIC ACCENTS**


Acrylic snoots are available in clear, bubble, or frosted accents.  
 Standard sizes shown below. Custom lengths are available. Consult factory for more information.



**CLEAR (S1)**  
 Height:12.00in  
 SM dia: 1.57in  
 MD dia: 2.36in





**BUBBLE (S4)**  
 Height:18.00in  
 SM dia: 1.57in  
 MD dia: 2.36in



**FROSTED (S2)**  
 Height:24.00in  
 SM dia: 1.57in  
 MD dia: 2.36in



## LED LIGHT SOURCE OPTIONS

LED TYPE	VOLTAGE	WATTAGE	CCT	LUMENS	BASE	L#	HOURS
MR11 Super Saver	12v	2.5w	3000K	170lm	Bi-Pin	L68	50,000
MR16 Super Saver	12v	3w	3000K	270lm	Bi-Pin	L24	40,000
MR16 Super Saver	12v	5w	3000K	450lm	Bi-Pin	L36	40,000
MR16 Super Saver	12v	7w	3000K	550lm	Bi-Pin	L48	40,000
MR16 Super Saver	120v	3w	3000K	270lm	GU10	L108	40,000
MR16 Super Saver	120v	5w	3000K	450lm	GU10	L116	40,000
MR16 Super Saver	120v	7w	3000K	550lm	GU10	L126	40,000
MR16 Super Saver (TF) 	12v	5w	Amber	150lm	Bi-Pin	L40	40,000
MR16 Super Saver (TF) 	120v	5w	Amber	150lm	Bi-Pin	L119	40,000

(TF) Indicates turtle friendly light source. Emitting a subtle amber glow.



2.5w MR11 Super Saver  
12-Volt



3w MR16 Super Saver  
12-Volt



5w MR16 Super Saver  
12-Volt



7w MR16 Super Saver  
12-Volt



3w MR16 Super Saver  
120-Volt



5w MR16 Super Saver  
120-Volt



7w MR16 Super Saver  
120-Volt

## FINISHES

### STANDARD FINISHES



Black Texture  
(-BLT)



Bronze Texture  
(-BRT)


### PREMIUM FINISHES



Dark Bronze  
(-DBZ)



Black Magic  
(-BKM)



White Gloss  
(-WHT)



White Texture  
(-WTX)



Stucco  
(-STU)




Chrome Powder  
(-CPR)



Weathered Iron  
(-WIR)



Weathered Brown  
(-WBR)



Rust  
(-RST)



Luna  
(-LUN)



Rubbed Verde  
(-RBV)



Hunter Texture  
(-HTX)

### CUSTOM FINISHES (Supply RAL or Pantone here)

#### RAL #:


Need help finding a RAL color?  
<https://www.ralcolor.com/>

#### PANTONE #:

Need help finding a Pantone color?  
<https://www.pantone.com/color-finder>

### ACID FINISHES

Brass and Copper fixtures only



Acid Rust  
Copper (-CAR)  
Brass (-BAR)



Black Acid Treatment  
(-BAT)



Acid Verde  
Copper (-CAV)  
Brass (-BAV)

\* Powder Coat Finishes over Brass are custom and **Non-Returnable**



SCAN FOR FULL SIZE  
COLOR SWATCHES



## CONTACT US

[www.focusindustries.com](http://www.focusindustries.com)  
(949)830-1350 | Toll Free: (888)882-1350  
[orders@focusindustries.com](mailto:orders@focusindustries.com)  
[marketing@focusindustries.com](mailto:marketing@focusindustries.com)

**STAY FOCUSED – WE’LL MAKE IT YOUR WAY!**

FOCUS INDUSTRIES, INC. © LIGHT WANDS BROCHURE