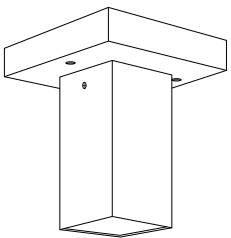




www.focusindustries.com



Square Surface Mounts




SL63 Series Ceiling and Wall Lights

Focus Industries' Square Surface Mounts are available in 2.25" x 2.25" or 4" x 4" square extrusions, crafted from durable aluminum or brass. Designed for both ceiling and wall mount applications, they come with versatile canopy mounting options. Ideal for indoor or outdoor use, these mounts are perfect for wet locations, offering sleek, reliable lighting solutions for various settings.



2X2SQUARE

*Actual size of main body = 2.25" X 2.25"
 Dimensions diagram on page 4



MR16/GU10
 SL63WMDL24BRS
MATERIAL OPTIONS
 ALUMINUM / BRASS
SIZE OPTIONS
 2.25" X 2.25"
MOUNT
 4.5" X SQUARE CANOPY

MR16/GU10
 SL63CMFPL108STU
MATERIAL OPTIONS
 ALUMINUM / BRASS
SIZE OPTIONS
 2.25" X 2.25"
MOUNTING
 CEILING MOUNT
OPTIONS
 EXTENSION
MOUNT
 4.5" FLAT PLATE

MR16/GU10
 SL63CMEL24CPR
MATERIAL OPTIONS
 ALUMINUM / BRASS
SIZE OPTIONS
 2.25" X 2.25"
MOUNTING
 CEILING MOUNT
OPTIONS
 EXTENSION
MOUNT
 4.5" SQUARE CANOPY

MR16/GU10
 SL63WML24BLT
MATERIAL OPTIONS
 ALUMINUM / BRASS
SIZE OPTIONS
 2.25" X 2.25"
MOUNTING
 WALL MOUNT
MOUNT
 4.5" SQUARE CANOPY


SL63WMDL24 | SL63CMFPL24 | SL63CML24 | SL63WML24
 Aluminum / Brass Surface Mounts (Flat Plate or Canopy Mounts)
 3w MR16 BP 36° (L24) 40,000 hrs 3000K 270 Lumen
 5w MR16 BP 36° (L36) 40,000 hrs 3000K 450 Lumen
 7w MR16 BP 36° (L48) 40,000 hrs 3000K 550 Lumen
 For 120v use:
 3w MR16 GU10 Base 36° (L108) 40,000 hrs 3000K 270 Lumen
12v - 277v (277v with driver)
For extension add (-E) to part number (Ceiling Mount Only)

*Note: Powder Coat and Acid finishes available, see page 4 for details.

COLOR LENS
OPTIONS AVAILABLE

● Red (add -R)
● Amber (add -A)
● Green (add -G)
● Blue (add -B)


TO PLACE ORDERS:
 TOLL FREE (888)882.1350
 ORDERS@FOCUSINDUSTRIES.COM



SL63WMDL24BLT

4x4SQUARE

*Actual size of main body = 4" X 4"
 Dimensions diagram on page 4



PAR20/PAR30 SL63LGCMDNLBRS

MATERIAL OPTIONS
 ALUMINUM / BRASS

SIZE OPTIONS
 4" X 4"

MOUNTING
 CEILING MOUNT

MOUNT
 4.5" SQUARE CANOPY



PAR20/PAR30 SL63LGWML140BRSBKM

MATERIAL OPTIONS
 ALUMINUM / BRASS

SIZE OPTIONS
 4" X 4"

MOUNTING
 WALL MOUNT

MOUNT
 4.5" SQUARE CANOPY



PAR20/PAR30 SL63LGWMDL142BAV

MATERIAL OPTIONS
 ALUMINUM / BRASS

SIZE OPTIONS
 4" X 4"

MOUNT
 4.5" SQUARE CANOPY



PAR20/PAR30 SL63LGCMDL142BAR

MATERIAL OPTIONS
 ALUMINUM / BRASS

SIZE OPTIONS
 4" X 4"

OPTION
 EXTENSION RODS

MOUNT
 4.5" SQUARE CANOPY

SL63LGCM | SL63LGWM | SL63LGWMD | SL63LGC

Aluminum / Brass Surface Mounts (Flat Plate or Canopy Mounts)

8w PAR20 Super Saver 15° Spot Warm White (L140) 50,000 hrs
 720 Lumen

8w PAR20 Super Saver 40° Flood Warm White (L142) 50,000 Hrs
 720 Lumen

12w PAR30 Super Saver 15° Spot Warm White (L148) 50,000 hrs
 1080 Lumen (Brass Only)

12w PAR30 Super Saver 40° Spot Warm White (L150) 50,000 hrs
 1080 Lumen (Brass Only)

120v - 277v 2700k-3000k

For extension add (-E) to part number (Ceiling Mount Only)


*Note: Powder Coat and Acid finishes available, see page 4 for details.

COLOR LENS OPTIONS AVAILABLE



Red (add -R)
 Amber (add -A)
 Green (add -G)
 Blue (add -B)

Hex Cell Louver available for both 2x2 and 4x4 fixtures



FA8021

Square fixtures can also be pointed upright



TO PLACE ORDERS:

TOLL FREE (888)882.1350

ORDERS@FOCUSINDUSTRIES.COM



STANDARD FINISHES




CUSTOM FINISHES Supply RAL or Pantone here

RAL #:
Need help finding a RAL color?
<https://www.ralcolor.com/>

PANTONE #:
Need help finding a Pantone color?
<https://www.pantone.com/color-finder>

PREMIUM FINISHES



ACID FINISHES Brass and Copper fixtures only



* Powder Coat Finishes over Brass are custom and **Non-Returnable**



SCAN FOR FULL SIZE
COLOR SWATCHES



DESIGNED.
MANUFACTURED.
IN THE USA



25301 Commercentre Drive, Lake Forest, CA. 92630
(949) 830-1350 | (888)882-1350 | www.focusindustries.com

TO PLACE ORDERS – TOLL FREE (888)882.1350
ORDERS@FOCUSINDUSTRIES.COM

FOR MORE INFORMATION
MARKETING@FOCUSINDUSTRIES.COM