
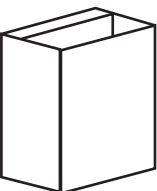
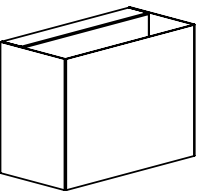
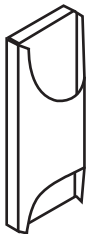


Name: \_\_\_\_\_ Date: \_\_\_\_\_ E-Mail: \_\_\_\_\_

Date Required: \_\_\_\_\_ Order Quantity: \_\_\_\_\_ Job Budget \$: \_\_\_\_\_

Focus Agent    Distributor    Lighting Specifier    Lighting Designer    AIA

Select the **Shape**:

<b>A</b>				
<b>1</b>	<b>Curved</b>	<b>Square</b>	<b>Rectangle</b>	<b>Custom</b>

Select the **Type**:

<b>B</b>	Current Design ( <b>CD</b> )	Plasma Cut ( <b>PC</b> )	Vinyl Print ( <b>VP</b> )
----------	------------------------------	--------------------------	---------------------------



Select the **Size**:

<b>C</b>	<b>SMALL</b>	<b>MEDIUM</b>	<b>LARGE</b>	<b>EXTRA LARGE</b>	<b>CUSTOM</b>
<b>3</b>	<b>Curved:</b> 6" x 7" x 4" <b>Square:</b> 8" x 8" x 4" <b>Rectangle:</b> 6" x 8" x 4"	<b>Curved:</b> 7" x 10" x 4" <b>Square:</b> 10" x 10" x 4" <b>Rectangle:</b> 8" x 10" x 4"	<b>Curved:</b> 8" x 12" x 4" <b>Square:</b> 12" x 12" x 4" <b>Rectangle:</b> 10" x 12" x 4"	<b>Curved:</b> 9" x 16" x 4" <b>Square:</b> 16" x 16" x 4" <b>Rectangle:</b> 14" x 16" x 4"	<b>Curved:</b> ____ x ____ x ____ <b>Square:</b> ____ x ____ x ____ <b>Rectangle:</b> ____ x ____ x ____

Select the **Material**:

<b>D</b>	Copper Unfinished (Standard) <b>COP</b>
Aluminum (Paint Finish) <b>ALUM</b>	Copper: Acid Treated <b>CAR</b>
Brass Unfinished (Standard) <b>BRS</b>	Other: _____
Brass: Acid Treated <b>BAR</b>	
Stainless Steel: (Standard) <b>SS</b>	

Select the **Finish: (If Applicable)**

<b>E</b>	Brass & Copper Finishes
Stock Powder Coat Colors	
	
BIT   RIK   BRT   IJN   CPR   HTX   RRV   RST   STU   WBR   WIR   WHT   WTX	BAT   BAR   BAV   CAR   CAV

Select the **LED Source**:



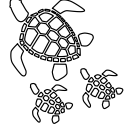















<b>F</b>	<b>G</b>
<b>LED Panel (LEDP):</b>	<b>LEDP-CCT:</b>
1. <b>LP4:</b> 4W 2. <b>LP5:</b> 5W 3. <b>LP8:</b> 8W 4. <b>LP12:</b> 12W 5. <b>LP16:</b> 2x8W	1. <b>30:</b> 3000K 2. <b>52:</b> 5200K
<b>LED Module (LEDM):</b>	<b>LEDM-CCT:</b>
1. <b>M10:</b> 10W 2. <b>M30:</b> 30W	1. <b>27:</b> 2700K 2. <b>30:</b> 3000K 3. <b>41:</b> 4100K
	Other: _____

Select the **Input Voltage**:


<b>H</b>	12: 12VAC	120: 120VAC	277: 277VAC	Other: _____
----------	-----------	-------------	-------------	--------------

8


**I**

 000 = No Design
  101 = Fish/Waves
  102 = 3 Turtles
  103 = Big Turtle
  104 = Turtle/Waves
  105 = Salmon
  106 = Pineapples
  107 = Lighthouse
  108 = Swordfish
  109 = Hibiscus
  110 = Plumeria
  111 = Bamboo
  112 = Bold Pineapple/Flourish
  201 = Desert Coyote
  301 = Wine
  302 = Grapes
  401 = Circles
  402 = H. Lines


Artwork with simple lines and separation of images will plasma cut correctly



Crossed lines and circles will end up as shown below when plasma cut.



**ORDERING INFORMATION**

CATALOG NUMBER: SL55-

A) FIXTURE MATERIAL		B) TYPE	C) MOUNTING PLATE SIZE	D) FIXTURE MATERIAL	E) FINISH (if applicable)	F) LED SOURCE	G) LED SOURCE CCT	H) INPUT VOLTAGE	I) DESIGN CODE		
Curved	CD	S	ALUM	(Refer to section E)	LP4	27	12	000	106	112	
Square	PC	M	BRS		LP5	30	120	101	107	201	
Rectangle	VP	L	BAR		LP8	41	277	102	108	301	
Custom		XL	SS		LP12	52	Other	103	109	302	
		CSTM	COP		LP16			104	110	401	
			CAR		M10			105	111	402	
					M30						Other