

SPECIFICATIONS

CONSTRUCTION: Extruded housing with heavy duty die cast adjustable aluminum swivels. Aluminum extension pole and mounting canopies.

LENS: High impact clear acrylic lens

LED SUPPLIED: 10w 3000K LED Module 863 Lumens (per module)

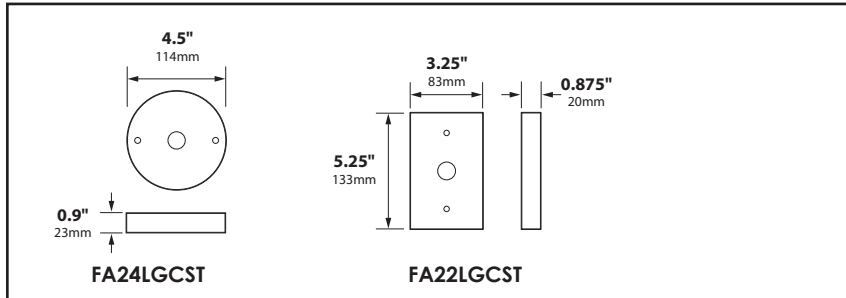
WIRING: 120V- Standard 120V Black, White, and Green

LED POWER SUPPLY: 120Vac - 277Vac universal input

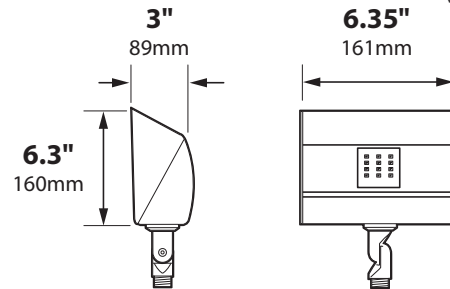
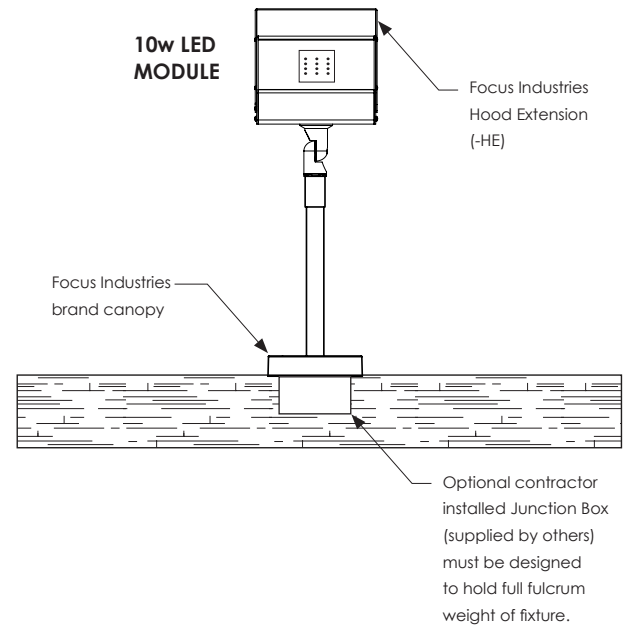
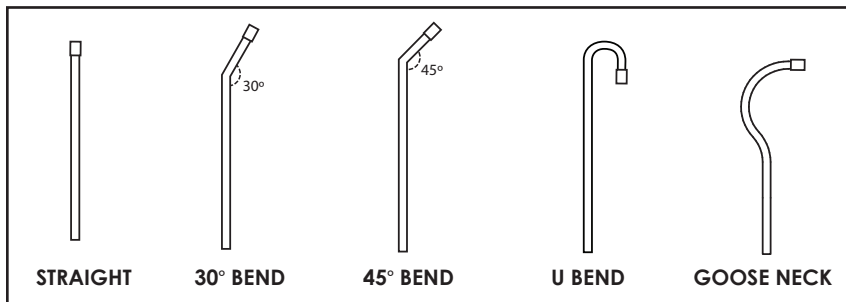
SOCKET: None (LED Module)

FINISH: Aluminum. Powder Coat options available.

CANOPY OPTIONS



POLE STYLE OPTIONS



Generated Part Number

SLSLM- _____
 1 2 3 4 5 6 7 8 9 10 11

ORDERING INFORMATION

1) MATERIAL:

A. Aluminum

2) VOLTAGE:

1. 120V-277V

3) LIGHT SOURCE:

01. 10W LED Module 3000K

4) HOOD STYLE:

0. No hood extension
 A. Hood extension

5) LENS TYPE:

0. Standard clear
 1. Sandblasted softner lens
 2. White acrylic

6) LENS ENHANCEMENT:

0. No lens enhancement
 A. Blue gel
 B. Green gel

7) GLARE SHIELDING:

0. No shielding
 H. Hex cell louver

8) EXTENSION POLE LENGTH:

NP. No Pole
 12. 12 Inches
 18. 18 Inches
 24. 24 Inches
 30. 30 Inches
 36. 36 Inches
 Custom: (Added per inch)

9) EXTENSION POLE STYLE:

A. Straight
 B. 30 bend
 C. 45 bend
 D. U bend (provide specs)
 E. Goose neck (provide specs)
 F. Custom bend (provide specs)

10) CANOPY:

0. No canopy (1/2" NPS required)
 1. FA24LGCST Aluminum round
 2. FA22CST Aluminum rectangle

11) COLOR:

1. BLT: Black texture only (standard)
 2. Other powder coat color (fixture)
 3. Other powder coat color (pole)
 4. Other powder coat color (canopy)

For Questions Call 1 (888) 882-1350