



Designed.
Manufactured.
In the USA



landscape • architectural • hospitality • entertainment • illumination



AL08 SERIES 2

BOLLARDS WITH ACRYLIC ACENT



ALOS2 SMALL

12V

COLOR LENS
OPTIONS AVAILABLE



Red (add -R)
Amber (add -A)
Green (add -G)
Blue (add -B)



AL08SMDMS2L4COP

MATERIAL OPTIONS

COPPER ONLY

SIZE OPTIONS

1.5" DIA. (SMALL)

12" (STANDARD)

CUSTOM HEIGHTS ARE AVAILABLE,
CONSULT FACTORY

CONSTRUCTION: 1.50" Dia. 12" Above grade

Seamless tube body made of Copper, with matching copper spun cap

LENS: Frosted / High impact acrylic Snoot

LED SUPPLIED: 2W Omni Mini SSBP Super Saver (L4), 3000K, 40,000 hrs

LAMP OPTIONS: 3W Omni G2 Bi-Pin (L14), 3000K, 50,000 hrs

1.5w G4 BP MR8 Arrow Super Saver (L74) 3000K, 25,000 hrs

SOCKET: High temperature ceramic G4 bi-pin with 250°C silicone lead wires

WIRING: Black 3 foot 18/2 zip cord from base of fixture

For 25 foot 16/2 fixture lead wire add -25F to catalog number.


CONNECTION: FA05 Quick Connector (not supplied) from fixture to main cable

MOUNTING: Deck Mount (-DM) supplied with FA03 black ABS 9" Stake, Taped 1/2" NPS

FINISH: Unfinished Copper

POWDER COAT OPTIONS AVAILABLE

*Powder coat finishes over Copper are custom and Non-Returnable





AL08S2 MEDIUM

12V - 277V

COLOR LENS
OPTIONS AVAILABLE



Red (add -R)
Amber (add -A)
Green (add -G)
Blue (add -B)



AL08MDDMS2L24BRS

MATERIAL OPTIONS

ALUMINUM / BRASS / COPPER

SIZE OPTIONS

2.5" DIA. (MEDIUM)

18" (STANDARD)

CUSTOM HEIGHTS ARE AVAILABLE,
CONSULT FACTORY

CONSTRUCTION: 2.56" Dia. 18" Above grade
Seamless tube body made of Aluminum, Brass, or Copper, with matching spun cap
LENS: Frosted / High impact acrylic Snoot
LED SUPPLIED: 3W MR16 Super Saver LED 36° (L24), 3000K, 40,000 hrs
LAMP OPTIONS: 5w Super Saver 36° (L36), 3000K, 40,000 hrs
7w Super Saver 36° (L48), 3000K, 40,000 hrs
SOCKET: High temperature ceramic GU5.3 Bi-Pin with 250°C silicone lead wires
WIRING: Black 3 foot 18/2 zip cord from base of fixture
For 25 foot 16/2 fixture lead wire add -25F to catalog number.
CONNECTION: FA-05 Quick Connector (not supplied) from fixture to main cable
MOUNTING: Deck Mount (-DM) available with FA03LG black ABS 9" Stake, Taped ½" NPS
FINISH: Aluminum, Brass, and Copper unfinished
POWDER COAT OPTIONS AVAILABLE
*Powder coat finishes over Brass and Copper are custom and Non-Returnable

120V GU10 OPTION: 120V Standard Wiring
3W GU10 Base 36° (L108), 3000K, 40,000 hrs
5W GU10 Base 36° (L116), 3000K, 40,000 hrs
7W GU10 Base 36° (L126), 3000K, 40,000 hrs
SOCKET: High Temperature Ceramic GU10 twist & lock base with 250° Silicone lead wires
MOUNTING: Standard Angle cut model with 4 Black ABS stabilizing fins (-FA42FIN)
Deck Mount model (-DM) with ABS mounting base screws
277V OPTION: Use LTF LED Driver - HW1260LED277R1
60W 277V 12AC Output Electronic LED Driver, Class 2 (See mounting accessories in back)





AL08S2 LARGE

277V

COLOR LENS
OPTIONS AVAILABLE



Red (add -R)
Amber (add -A)
Green (add -G)
Blue (add -B)



AL08LGDM52L24BRS

MATERIAL OPTIONS
ALUMINUM / BRASS

SIZE OPTIONS
3" DIA. (LARGE)

24" (STANDARD)
CUSTOM HEIGHTS ARE AVAILABLE,
CONSULT FACTORY

CONSTRUCTION: 3.14" Dia. 24" Above grade

Seamless tube body made of Aluminum or Brass with matching spun cap

LENS: Frosted / High impact acrylic Snoot

LED SUPPLIED: 3W MR16 Super Saver LED 36° (L24), 3000K, 40,000 hrs

LAMP OPTIONS: 5w MR16 Super Saver 36° (L36) 3000K, 40,000 hrs

7W MR16 Super Saver 36° (L48), 3000K, 40,000 hrs

SOCKET: High temperature ceramic GU5.3 Bi-Pin with 250°C silicone lead wires

WIRING: Black 3 foot 18/2 zip cord from base of fixture (12V ONLY)

For 25 foot 16/2 fixture lead wire add -25F to catalog number

CONNECTION: FA-05 Quick Connector (not supplied) from fixture to main cable
(12/2, 10/2, or 8/2 ONLY)

MOUNTING: Deck Mount (-DM) U Bracket with 4 screws

Stake Mount (-S) 18" X 2.875" OD ABS Stake with 4 screws and 4 Black ABS stabilizing fins
(-FA42FIN)

FINISH: Aluminum, or Brass unfinished

POWDER COAT OPTIONS AVAILABLE

*Powder coat finishes over Brass are custom and Non-Returnable

120V GU10 OPTION: 120V Standard Wiring

3W GU10 Base 36° (L108), 3000K, 40,000 hrs

5W GU10 Base 36° (L116), 3000K, 40,000 hrs

7W GU10 Base 36° (L126), 3000K, 40,000 hrs

SOCKET: High Temperature Ceramic GU10 twist & lock base with 250° Silicone lead wires

MOUNTING: Deck Mount model (-DM) with ABS mounting base screws

277V OPTION: Use LTF LED Driver - HW1260LED277R1






SMALL


MEDIUM

LARGE



FINISH OPTIONS

STANDARD FINISHES



CUSTOM FINISHES

Supply RAL or Pantone here

RAL #:
Need help finding a RAL color?
<https://www.ralcolor.com/>

PANTONE #:
Need help finding a Pantone color?
<https://www.pantone.com/color-finder>

PREMIUM FINISHES



ACID FINISHES

Brass and Copper fixtures only



* Powder Coat Finishes over Brass are custom and **Non-Returnable**



SCAN FOR FULL SIZE
COLOR SWATCHES

TO PLACE ORDERS:
TOLL FREE (888)882.1350
ORDERS@FOCUSINDUSTRIES.COM



DESIGNED.
MANUFACTURED.
IN THE USA

go green
led solutions