



landscape • entertainment • architectural • hospitality • illumination

# RXD-01 DIRECTIONAL LIGHTS





# DIRECTIONAL LIGHTS RXD-01 SERIES



TYPE

## SPECIFICATIONS

**CONSTRUCTION:** Cast brass bullet; matching cast brass adjustable swivel with 240° rotation

**LENS:** High impact clear tempered convex glass

**O-RING:** High temperature red silicone

**LAMP SUPPLIED:** 20w MR16 FL(BAB) 5000 hours average rating (50w max)

**LAMP OPTIONS:** We recommend 50,000 hour ARROW 4w LED (-LED) or 40,000 hour 5w (-LED5) or 7w (-LED7) ARROW Super Saver LED

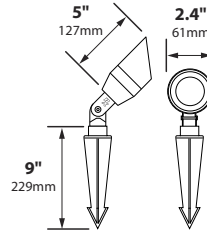
**SOCKET:** High temperature ceramic GU5.3 bi-pin with 250°C silicone lead wires

**WIRING:** Black 3 foot 18/2 zip cord from base of fixture (12v only)  
For 25 foot 16/2 fixture lead wire add -25F to catalog number.

**CONNECTION:** FA-05 Quick Connector (not supplied) from fixture to main cable (12/2, 10/2 or 8/2 only)

**MOUNTING:** FA-03 black 9" ABS stake threaded 1/2" NPS

**FINISH:** Unfinished brass. Optional finishes available



RXD-01-BRS

IP65



## ORDERING INFORMATION

CATALOG NO.	DESCRIPTION	LAMP	SHIP WEIGHT
RXD-01-BRS	Cast Brass Bullet	20w MR16 FL(BAB)	3.0 lbs.

LAMP AND STAKE **INSTALLED** TO SAVE YOU TIME AND MONEY

## MOUNTING ACCESSORIES

**FA-01/-BRS** 15" 381mm  
**FA-03/-BRS** 9.00" 229mm  
**FA-03-LG** 9.00" 229mm  
**FA-22-CST/-BRS** 5.75" 146mm  
**FA-23-CST/-BRS** 5.75" 146mm  
**FA-24-MD-CST-POST/-BRS** 13" 330mm  
**FA-24-MD-CST-POST2/-BRS (telescopic)** 16" 406mm  
**C/FA-25/-26/-BRS** 20" 508mm  
**C/FA-26-75W/-BRS** 20" 508mm  
**C/FA-26-GFIC/-BRS** 26" 660mm  
**FA-24-MD-CST-TREE /-BRS (10"-41")** 2.65" 67mm  
**FA-22-TREE /-BRS (10"-41")** 2.65" 67mm  
**FA-111-TREE /-BRS (10"-41")** 4.75" 121mm  
**FA-24-LG-CST/-BRS** 0.875" 22mm  
**FA-24-LG-SPUN-COP** 0.875" 22mm  
**FA-24-LG-DH-CST/-BRS** 4.75" 121mm  
**FA-24-LG-DH-SPUN-COP** 0.875" 22mm  
**FA-24-TREE /-BRS (10"-41")** 26" 660mm  
**FA-30 FA-31 FA-32 FA-33 FA-34 -BRS = Brass Models (Arrow:couplers)** 10" 254mm, 13" 330mm, 16" 406mm, 21" 583mm

## BEAM/GLARE CONTROL ACCESSORIES

FA-08-21	Round 1/4" Hex Cell Louver
FA-11-SL33-BLUE	Blue Tempered Glass Lens
FA-11-SL33-GREEN	Green Tempered Glass Lens
FA-11-SL33-AMBER	Amber Tempered Glass Lens
FA-11-SL33-RED	Red Tempered Glass Lens
FA-11-BLUE	Light Blue (Moonlight) Tempered Glass Lens
FA-98	Linear Spread Tempered Glass Lens
FA-104-SB	Wide Spread Sandblasted Glass Lens Softener

## JOB INFORMATION

Type: \_\_\_\_\_ Date: \_\_\_\_\_

Job Name: \_\_\_\_\_

Cat. No.: \_\_\_\_\_

Lamp(s): \_\_\_\_\_

Specifier: \_\_\_\_\_

Contractor: \_\_\_\_\_

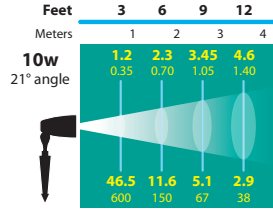
Notes: \_\_\_\_\_

FOCUS INDUSTRIES INC.®  
25301 COMMERCENTRE DRIVE  
LAKE FOREST, CA 92630

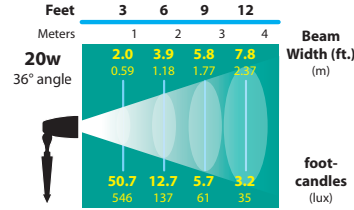
www.focusindustries.com  
sales@focusindustries.com  
(949) 830-1350 • FAX (949) 830-3390

Black Texture (Standard)	Antique Verde	Bronze Texture	Camel	White Texture	Hunter Texture	Rust	Weathered Iron	Weathered Brown	Stucco	Rubbed Verde	Chrome Powder	Acid Rust	Acid Verde	Black Acid Treatment
-BLT	-ATV	-BRT	-CAM	-WTX	-HTX	-RST	-WIR	-WBR	-STU	-RBV	-CPR	-BAR/CAR	-BAV/CAV	-BAT

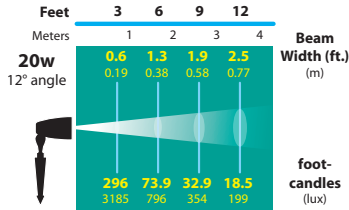
### LIGHT DISTRIBUTIONS AND PHOTOMETRICS



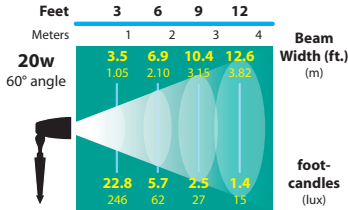
**FL-13W-FG**



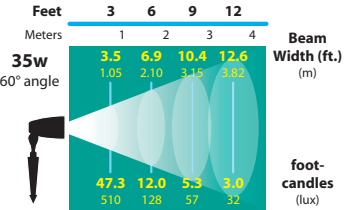
**FL-13-BAB-FG**



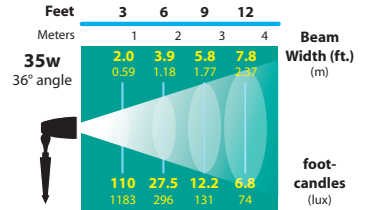
**FL-13-ESX-FG**



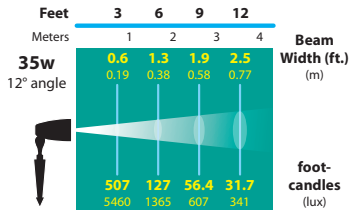
**FL-13-VWFL-FG**



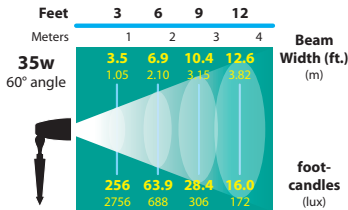
**FL-15-FMW-60-FG**



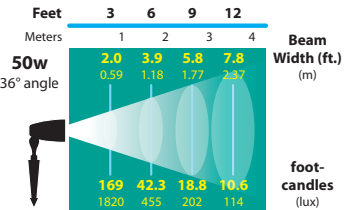
**FL-15-FMW-FG**  
**FL-15-FMW-ULTRA**



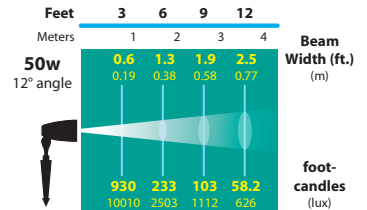
**FL-15-FMT-FG**



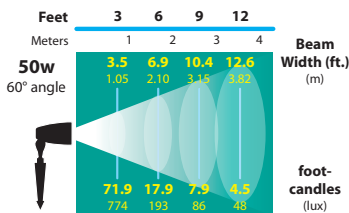
**FL-15-FMV-FG**  
**FL-15-FMV-ULTRA**



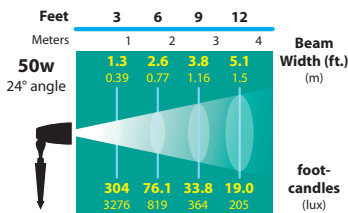
**FL-10-EXN-FG**  
**FL-10-EXN-ULTRA**



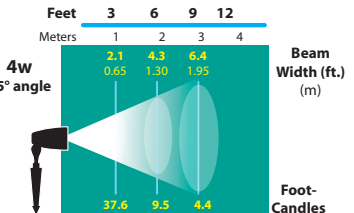
**FL-10-EXT-FG**  
**FL-10-EXT-ULTRA**



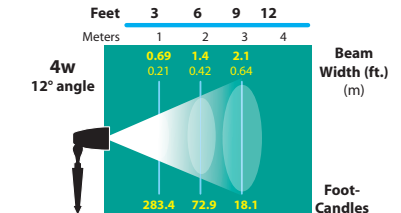
**FL-10-VWFL-FG**



**FL-10-EXZ-ULTRA**



**FL-LED-MR16-BAB**



**FL-LED-MR16-ESX**