



LED BRICK LIGHTS SL-50-LEDP SERIES



TYPE

SPECIFICATIONS

CONSTRUCTION: Cast aluminum or brass 1 louver brick light with stamped stainless steel surface mounting bracket - no back box required.

3 LENS OPTIONS:

SL-50-LEDP: Standard white acrylic; creates warm 2700K incandescent like color
 SL-50-LEDP-SB: Sand Blast clear acrylic; creates soft 3000K halogen like color
 SL-50-LEDP-CL: Clear acrylic; bright halogen 3000K color

GASKET: Black neosponge closed cell; .190" thickness

LIGHT SOURCE: 12v, 5w integrated flat panel LED with driver, warm white 3000K
 350 lumens (3000K) / 380 lumens (5200K)

LIFETIME RATING: 50,000 hours

DRIVER: 4w output, 12v AC input. Maximum distance from fixture is 18 feet.
 For use with magnetic transformers only

VOLTAGE RANGE: 9 to 18 volts. Optimum operating range of 10 to 15 volts for consistent performance and brightness.

WIRING: Red(+) and Black(-) 18 gauge zip cord from LED panel. Connects to external driver Red(+) and Black(-) 18 gauge zip cord.

Additional 6' 18/2 zip cord supplied for wiring external driver to main cable.
 For 25 foot 16/2 fixture lead wire add **-25F** to catalog number.

CONNECTION: FA-05 Quick Connector (not supplied) from LED driver to main cable
 (12/2, 10/2 or 8/2 only)

MOUNTING: Stainless Steel surface mount bracket; two screws and wall anchors provided;
 Face plate attaches to bracket with two provided set screws

FINISH: Aluminum - Black texture polyester powder coat; optional finishes available
 Brass - Unfinished; optional finishes available

CAUTION: MUST BE POWERED BY LOW VOLTAGE AC MAGNETIC TRANSFORMER ONLY

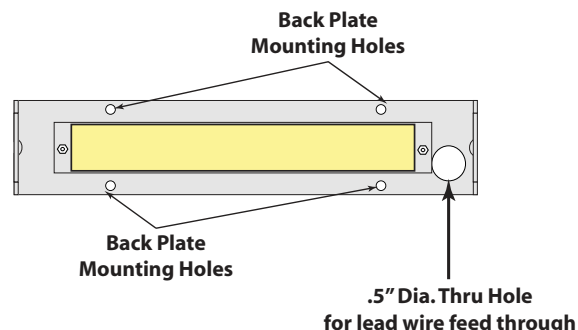
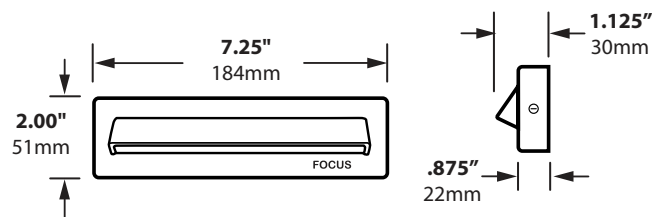
ORDERING INFORMATION

CATALOG NO.	DESCRIPTION	SHIP WEIGHT
SL-50-LEDP-BLT	Cast Aluminum 1 Louver Flat Panel LED Brick Light, Standard White Lens	1.0 lbs.
SL-50-LEDP-SB-BLT	Cast Aluminum 1 Louver Flat Panel LED Brick Light, Sand Blast Lens	1.0 lbs.
SL-50-LEDP-CL-BLT	Cast Aluminum 1 Louver Flat Panel LED Brick Light, Clear Lens	1.0 lbs.
SL-50-LEDP-BRS	Cast Brass 1 Louver Flat Panel LED Brick Light, Standard White Lens	2.0 lbs.
SL-50-LEDP-SB-BRS	Cast Brass 1 Louver Flat Panel LED Brick Light, Sand Blast Lens	2.0 lbs.
SL-50-LEDP-CL-BRS	Cast Brass 1 Louver Flat Panel LED Brick Light, Clear Lens	2.0 lbs.

GO GREEN



SL-50-LEDP-CPR



IP54



JOB INFORMATION

Type: _____ Date: _____

Job Name: _____

Cat. No.: _____

Lamp(s): _____

Specifier: _____

Contractor: _____

Notes: _____

FOCUS INDUSTRIES INC. 25301 COMMERCENTRE DRIVE LAKE FOREST, CA 92630
 www.focusindustries.com sales@focusindustries.com (949) 830-1350 • FAX (949) 830-3390

Black Texture (Standard)	Antique Verde	Bronze Texture	Camel	White Texture	Hunter Texture	Rust	Weathered Iron	Weathered Brown	Stucco	Rubbed Verde	Chrome Powder	Acid Rust	Acid Verde	Black Acid Treatment
-BLT	-ATV	-BRT	-CAM	-WTX	-HTX	-RST	-WIR	-WBR	-STU	-RBV	-CPR	-BAR/CAR	-BAV/CAV	-BAT



LED BRICK LIGHTS SL-50-LEDP SERIES



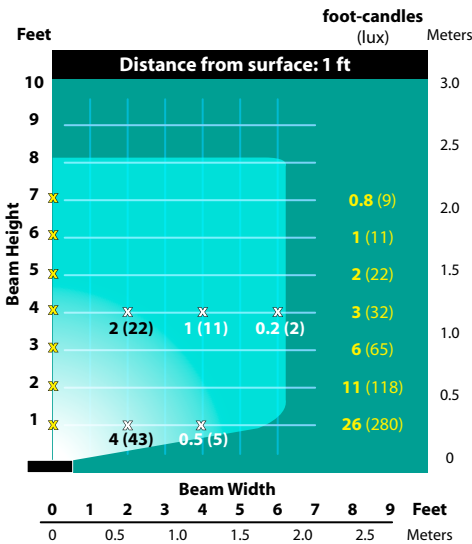
TYPE

LIGHT DISTRIBUTIONS AND PHOTOMETRICS

Distance From Surface: 1 FT

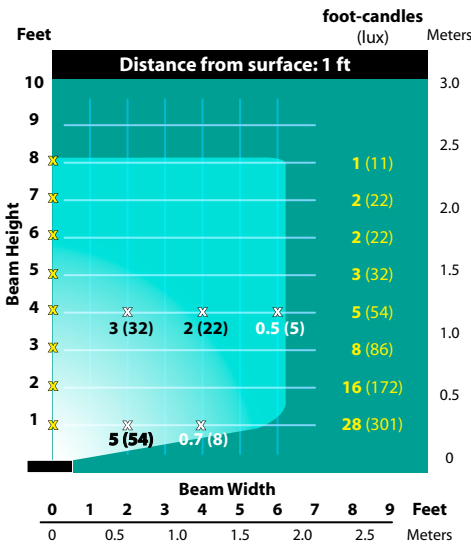
SL-50-LEDP

Std. White Lens Half Spread Photometrics



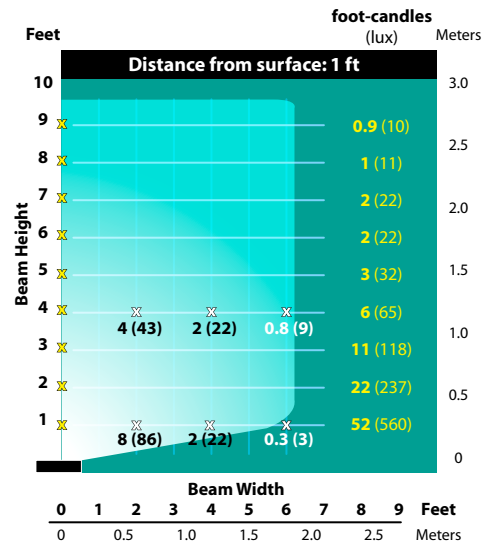
SL-50-LEDP-SB

Sand Blast Lens Half Spread Photometrics



SL-50-LEDP-CL

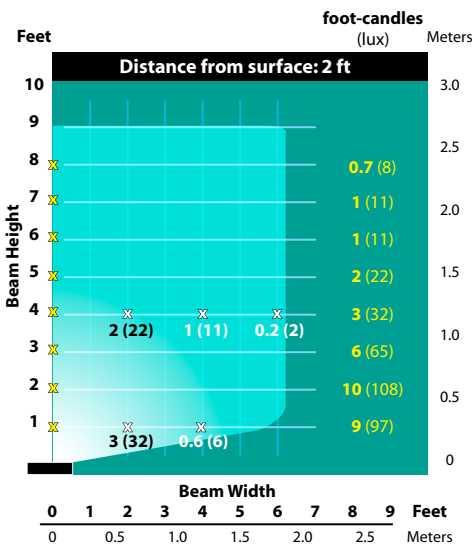
Clear Lens Half Spread Photometrics



Distance From Surface: 2 FT

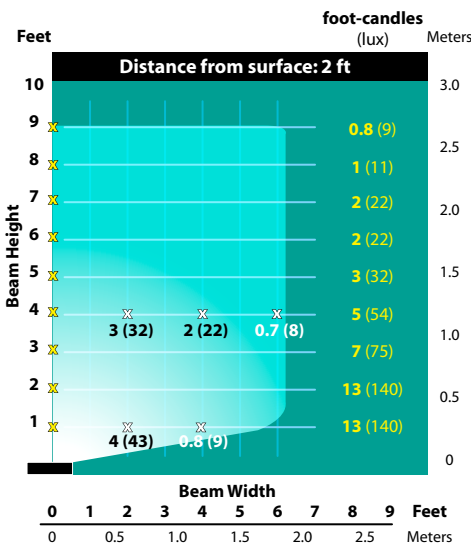
SL-50-LEDP

Std. White Lens Half Spread Photometrics



SL-50-LEDP-SB

Sand Blast Lens Half Spread Photometrics



SL-50-LEDP-CL

Clear Lens Half Spread Photometrics

