



landscape • entertainment • architectural • hospitality • illumination

RXP-01/02 SERIES DIRECTIONAL LIGHTS





PATH LIGHTS RXP-01/-02 SERIES



TYPE

SPECIFICATIONS

CONSTRUCTION: Aluminum tube shield bullet & cast aluminum swivel with 240° rotation with aluminum stem. Copper tube shield bullet and cast brass adjustable swivel with 240° rotation. Brass stem

LENS: High impact clear tempered flat glass

O-RING: High temperature red silicone

LAMP SUPPLIED: 20w MR16 FL(BAB) 5000 hours average rating (35w max copper 50w max aluminum)

LAMP OPTIONS: We recommend 50,000 hour ARROW 4w LED (-LED) or 40,000 hour 5w (-LED5) or 7w (-LED7) ARROW Super Saver LED

SOCKET: High temperature ceramic GU5.3 bi-pin with 250°C silicone lead wires

WIRING: Black 3 foot 18/2 zip cord from base of fixture (12v only)
For 25 foot 16/2 fixture lead wire add -25F to catalog number.

CONNECTION: FA-05 Quick Connector (not supplied) from fixture to main cable (12/2, 10/2 or 8/2 only)

MOUNTING: FA-03 LG black 9" ABS stake threaded 1/2" NPS

FINISH: Aluminum-Black texture polyester powder coat. Optional finishes available.
Copper-Unfinished copper. Optional finishes available.



RXP-02-COP

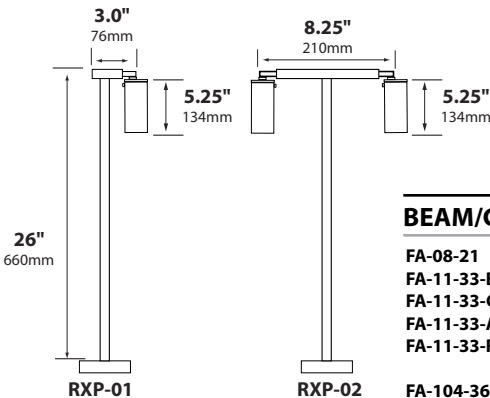
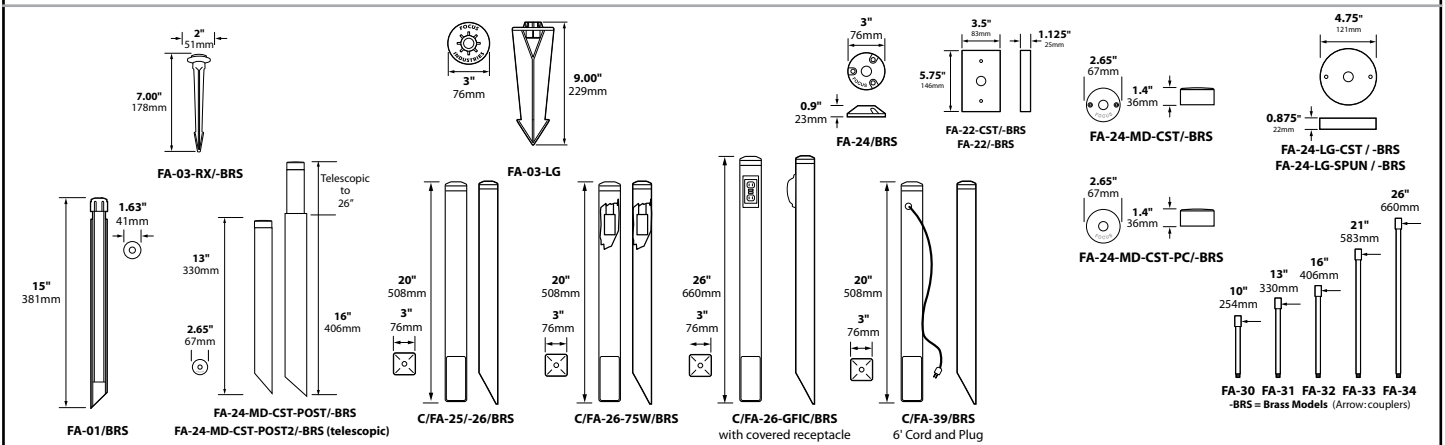
RXP-01-COP

LAMP AND STAKE **INSTALLED** TO SAVE YOU TIME AND MONEY

ORDERING INFORMATION

CATALOG NO.	DESCRIPTION	LAMP	SHIP WEIGHT
RXP-01-BLT	1x 20w MR16 Aluminum Path Light	20w MR16 FL(BAB)	4.0 lbs.
RXP-02-BLT	2x 20w MR16 Aluminum Path Light	20w MR16 FL(BAB)	5.0 lbs.
RXP-01-COP	1x 20w MR16 Copper Path Light	20w MR16 FL(BAB)	2.5 lbs.
RXP-02-COP	2x 20w MR16 Copper Path Light	20w MR16 FL(BAB)	3.0 lbs.

MOUNTING ACCESSORIES



BEAM/GLARE CONTROL ACCESSORIES

- FA-08-21** Round 1/4" Hex Cell Louver
- FA-11-33-BLUE** Blue Tempered Glass Lens
- FA-11-33-GREEN** Green Tempered Glass Lens
- FA-11-33-AMBER** Amber Tempered Glass Lens
- FA-11-33-RED** Red Tempered Glass Lens

FA-104-36C16 Spread/Sandblasted Glass Lens Softener For Copper Series

FA-104-RXD02ALUM Spread/Sandblasted Glass Lens Softener For Aluminum Series



JOB INFORMATION

Type: _____ Date: _____

Job Name: _____

Cat. No.: _____

Lamp(s): _____

Specifier: _____

Contractor: _____

Notes: _____

FOCUS INDUSTRIES INC.®
25301 COMMERCENTRE DRIVE
LAKE FOREST, CA 92630

www.focusindustries.com
sales@focusindustries.com
(949) 830-1350 • FAX (949) 830-3390

Black Texture (Standard)	Antique Verde	Bronze Texture	Camel	White Texture	Hunter Texture	Rust	Weathered Iron	Weathered Brown	Stucco	Rubbed Verde	Chrome Powder	Terra Cotta	Acid Rust	Acid Verde	Black Acid Treatment
-BLT	-ATV	-BRT	-CAM	-WTX	-HTX	-RST	-WIR	-WBR	-STU	-RBV	-CPR	-TRC	-BAR/CAR	-BAV/CAV	-BAT

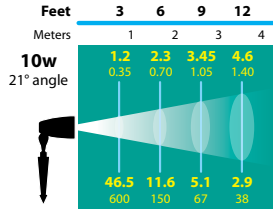


DIRECTIONAL LIGHTS RXP-01/-02 SERIES

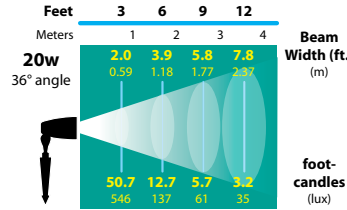


TYPE

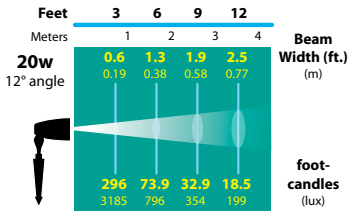
LIGHT DISTRIBUTIONS AND PHOTOMETRICS



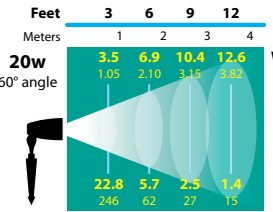
FL-13W-FG



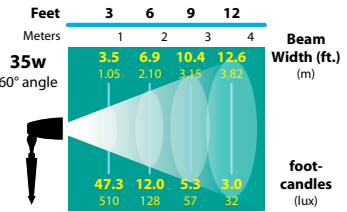
FL-13-BAB-FG



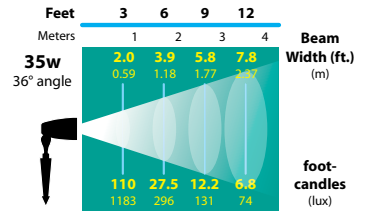
FL-13-ESX-FG



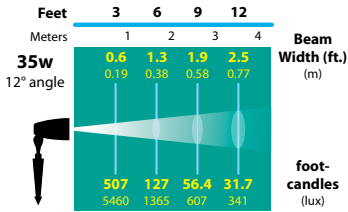
FL-13-VWFL-FG



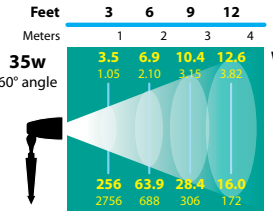
FL-15-FMW-60-FG



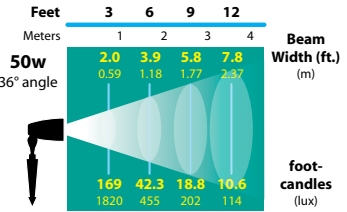
**FL-15-FMW-FG
FL-15-FMW-ULTRA**



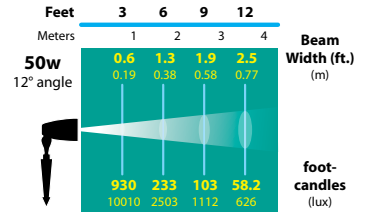
FL-15-FMT-FG



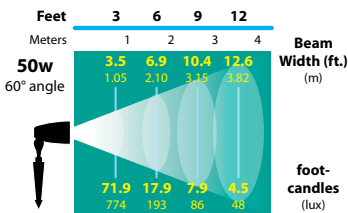
**FL-15-FMV-FG
FL-15-FMV-ULTRA**



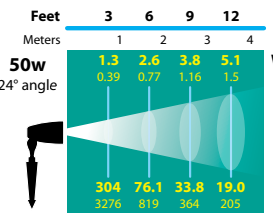
**FL-10-EXN-FG
FL-10-EXN-ULTRA**



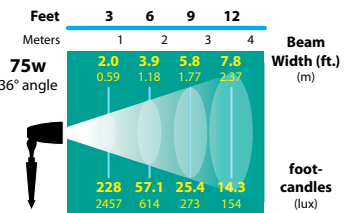
**FL-10-EXT-FG
FL-10-EXT-ULTRA**



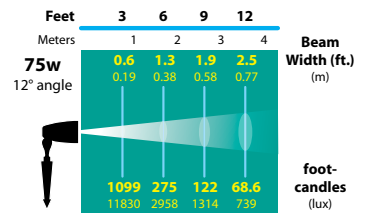
FL-10-VWFL-FG



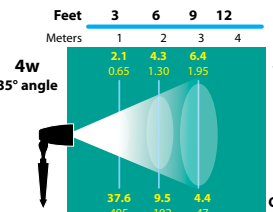
FL-10-EXZ-ULTRA



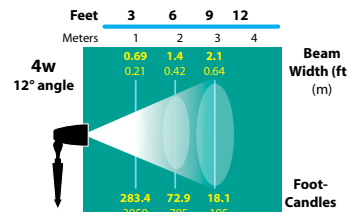
FL-13-EYC-FG



FL-20-EYF-FG



FL-LED-MR16-BAB



FL-LED-MR16-ESX