




landscape • entertainment • architectural • hospitality • illumination



PL-03-DC SERIES PATH LIGHT





PATH LIGHTS PL-03-DC SERIES



TYPE

SPECIFICATIONS

CONSTRUCTION: Cast aluminum or brass 5.25" Shell Hat; matching extruded stanchion

LAMP SUPPLIED: 18w S8 #1141; 1200 hours average rating (25w max.)

LAMP OPTIONS: We recommend 3w 50,000 hours average rating OMNI-3 LED (-LED3) or OMNI-3 Super Saver (-LED3SS) 10,000 hours average rating 20w Xenon (-X) or 20w Halogen (-H)

SOCKET: Single contact bayonet, brass nickel plated lamp socket screw shell (Ba15s); double contact bayonet base (Ba15d) for 120v, both with 200°C silicone lead wires.

No socket for LEDP models

WIRING: Black 3 foot 18/2 zip cord from base of fixture (12v only)

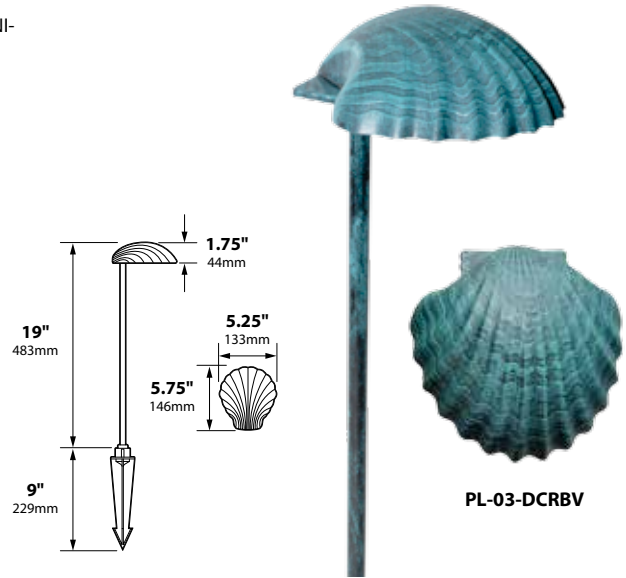
For 25 foot 16/2 fixture lead wire add -25F to catalog number.

120v Standard wiring

CONNECTION: FA-05 Quick Connector (not supplied) from fixture to main cable (12/2, 10/2 or 8/2 only) 12v only

MOUNTING: FA-03 black 9" ABS stake, tapped 1/2" NPS

FINISH: Aluminum - Black texture polyester powder coat. Optional finishes available
Brass - Unfinished brass. Optional finishes available



ORDERING INFORMATION

CATALOG NO.	DESCRIPTION	LAMP	SHIP WEIGHT
PL-03-DCBLT	Cast Aluminum 5.25" Sea Shell Hat	18w S8 #1141	2.0 lbs.
PL-03-DCBRV	Cast Brass 5.25" Sea Shell Hat	18w S8 #1141	2.0 lbs.



MOUNTING ACCESSORIES

FA-03-RX/-BRS: 7.00" 178mm, 2" 51mm

FA-03-LG: 9.00" 229mm, 3" 76mm

FA-24/BRS: 0.9" 23mm, 3" 76mm

FA-22-CST/-BRS: 5.75" 146mm, 3.5" 89mm, 1.125" 28mm

FA-24-MD-CST/-BRS: 2.65" 67mm, 1.4" 36mm

FA-24-LG-CST / -BRS: 4.75" 121mm, 0.875" 22mm

FA-24-LG-SPUN / -BRS: 4.75" 121mm, 0.875" 22mm

FA-24-MD-CST-PC/-BRS: 2.65" 67mm, 1.4" 36mm

FA-01/BRS: 15" 381mm, 1.63" 41mm

FA-24-MD-CST-POST/-BRS: 13" 330mm, 2.65" 67mm

FA-24-MD-CST-POST2/-BRS (telescopic): Telescopic to 26", 16" 406mm

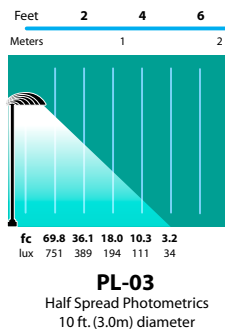
C/FA-25/-26/BRS: 20" 508mm, 3" 76mm

FA-30-4: 4" 102mm

FA-30-8: 8" 203mm

STEM EXTENSIONS: FA-30 (10" 254mm), FA-31 (13" 330mm), FA-32 (16" 406mm), FA-33 (21" 533mm), FA-34 (26" 660mm). -BRS = Brass Models (Arrow: couplers)

LIGHT DISTRIBUTIONS AND PHOTOMETRICS



JOB INFORMATION

Type: _____ Date: _____

Job Name: _____

Cat. No.: _____

Lamp(s): _____

Specifier: _____

Contractor: _____

Notes: _____

FOCUS INDUSTRIES INC.
25301 COMMERCENTRE DRIVE
LAKE FOREST, CA 92630

www.focusindustries.com
sales@focusindustries.com
(949) 830-1350 • FAX (949) 830-3390

Black Texture (Standard)	Antique Verde	Bronze Texture	Camel	White Texture	Hunter Texture	Rust	Weathered Iron	Weathered Brown	Stucco	Rubbed Verde	Chrome Powder	Acid Rust	Acid Verde	Black Acid Treatment
-BLT	-ATV	-BRT	-CAM	-WTX	-HTX	-RST	-WIR	-WBR	-STU	-RBV	-CPR	-BAR/CAR	-BAV/CAV	-BAT