

Designed
In the USA



landscape • architectural • hospitality • entertainment • illumination



ALUMINUM • BRASS

PL27 CUBE PATH LIGHT

PATH LIGHTS



STAY **FOCUSED**... WE'LL MAKE IT YOUR WAY!

LANDSCAPE

12Volt



PL27SM1

SPECIFICATIONS: Aluminum or Brass small single cube path light

LENS: Sandblasted high impact frosted acrylic

LED SUPPLIED: 2w Omni2 Mini G4 Bi-Pin 3000K:180lm)

SOCKET: G4 BP

LED OPTION: 1.5w MR8 G4 Bi-Pin, Wide Flood (3000K: 65lm)

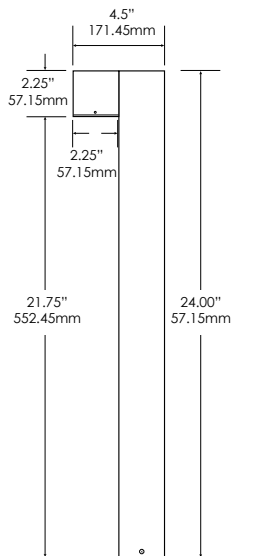
WIRING: Black 2 foot 18/2 zip cord from base of fixture

For 25 foot 16/2 fixture lead wire add -25F to catalog number

FINISH: Brass - Unfinished, Brass - Acid Finish

POWDER COAT OPTIONS AVAILABLE (refer to back of Brochure)

*Powder coat and Acid finishes over Brass are custom and Non-Returnable





PL27SM2

SPECIFICATIONS: Aluminum or Brass small double cube path light

LENS: Sandblasted high impact frosted acrylic

LED SUPPLIED: 2x 2w Omni2 Mini G4 Bi-Pin 3000K:360lm)

SOCKET: G4 BP

LED OPTION: 2x 1.5w MR8 G4 Bi-Pin, Wide Flood (3000K: 130lm)

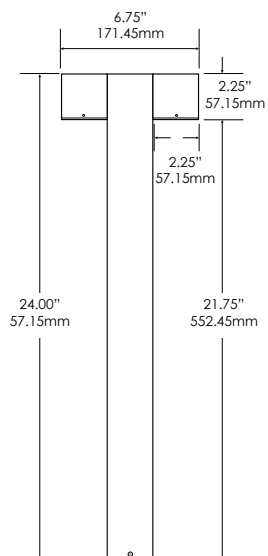
WIRING: Black 2 foot 18/2 zip cord from base of fixture

For 25 foot 16/2 fixture lead wire add -25F to catalog number

FINISH: Brass - Unfinished, Brass - Acid Finish

POWDER COAT OPTIONS AVAILABLE (refer to back of Brochure)

*Powder coat and Acid finishes over Brass are custom and Non-Returnable







PL27SM2L4BLK



PL27LG1

SPECIFICATIONS: Aluminum or Brass single cube path light

LENS: Sandblasted high impact frosted acrylic

LED SUPPLIED: 13w EOS LED Module, 900LM

SOCKET: None, MR16 (GU10)

LED OPTION: 7w MR16 Super Saver LED, 550LM

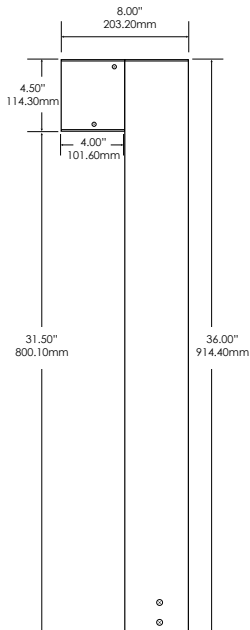
WIRING: Black 2 foot 18/2 zip cord from base of fixture

For 25 foot 16/2 fixture lead wire add -25F to catalog number

FINISH: Brass - Unfinished, Brass - Acid Finish

POWDER COAT OPTIONS AVAILABLE (refer to back of Brochure)

*Powder coat and Acid finishes over Brass are custom and Non-Returnable





PL27LG2

SPECIFICATIONS: Aluminum or Brass small double cube path light

LENS: Sandblasted high impact frosted acrylic

LED SUPPLIED: (x2) 13w EOS LED Module, 900LM

SOCKET: None, MR16 (GU10)

LED OPTION: (x2) 7w MR16 Super Saver, 550LM

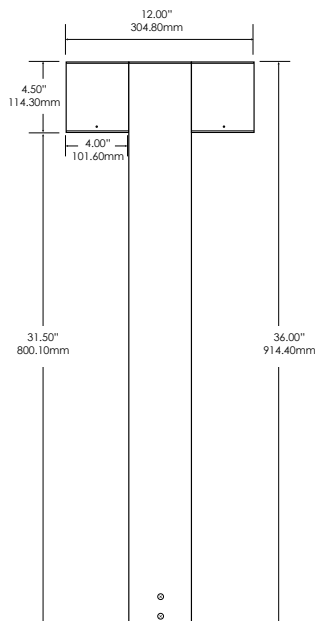
WIRING: Black 2 foot 18/2 zip cord from base of fixture

For 25 foot 16/2 fixture lead wire add -25F to catalog number

FINISH: Brass - Unfinished, Brass - Acid Finish

POWDER COAT OPTIONS AVAILABLE (refer to back of Brochure)

*Powder coat and Acid finishes over Brass are custom and Non-Returnable



Customize Your Color

COLOR GEL STRIPS



-RED
(FA35SL66RED)



-BLUE
(FA35SL66BLUE)



-GREEN
(FA35SL66GREEN)



-AMBER
(FA35SL66AMBER)

STANDARD FINISHES



Black Texture
(-BLT)



Bronze Texture
(-BRT)

PREMIUM FINISHES

NEW




Dark Bronze
(-DBZ)

NEW



Black Magic
(-BKM)



White Gloss
(-WHT)



White Texture
(-WTX)



Stucco
(-STU)



Chrome Powder
(-CPR)



Weathered Iron
(-WIR)



Weathered Brown
(-WBR)



Rust
(-RST)



Camel Tone
(-CAM)



Rubbed Verde
(-RBV)



Hunter Texture
(-HTX)



Designer Beige
(-DBE)

CUSTOM FINISHES (Supply RAL or Pantone here)

RAL #:


Need help finding a RAL color?
<https://www.ralcolor.com/>

PANTONE #:

Need help finding a Pantone color?
<https://www.pantone.com/color-finder>

ACID FINISHES

Brass and Copper fixtures only



Acid Rust
Copper (-CAR)
Brass (-BAR)



Black Acid Treatment
(-BAT)



Acid Verde
Copper (-CAV)
Brass (-BAV)

* Powder Coat Finishes over Brass are custom and **Non-Returnable**



SCAN FOR FULL SIZE
COLOR SWATCHES



DESIGNED.
MANUFACTURED.
IN THE USA

go green
led solutions