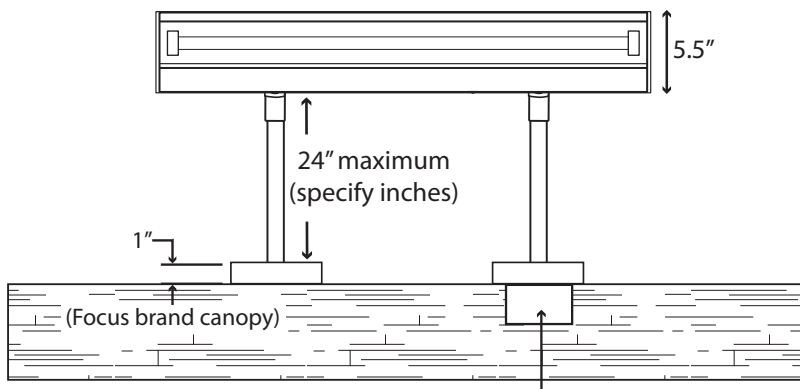


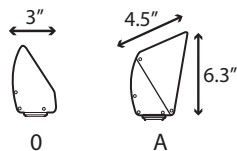


SLS-T5HO and T8 SERIES SIGN LIGHT

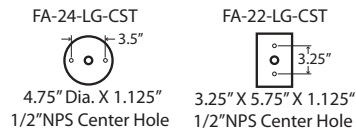
TYPE



Optional contractor installed junction box (supplied by others) must be designed to hold full fulcrum weight of fixture.



HOOD STYLES



CANOPY STYLES

SPECIFICATIONS

Aluminum: Extruded housing with adjustable heavy duty die cast aluminum swivel; extruded aluminum extension pole

Reflector: Highly polished specular aluminum

Lens: High-impact clear acrylic

Max Wattage: 54w T5HO; 32w T8

Lamp Options:
120v - T5HO, T8

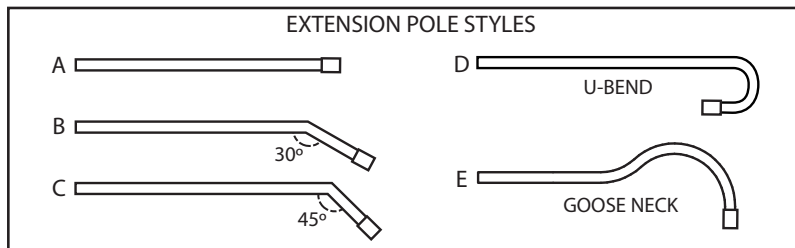
Socket:
120v - G5 2-Pin (T5, T5HO); G13 2-Pin (T8)

Wiring:
120v - Standard 120v black, white & green

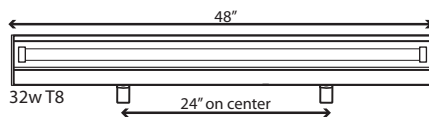
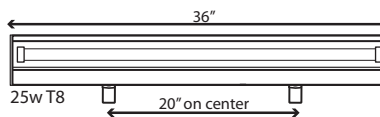
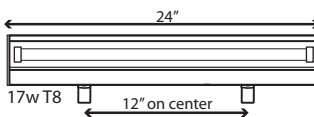
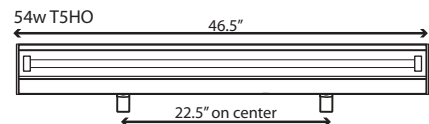
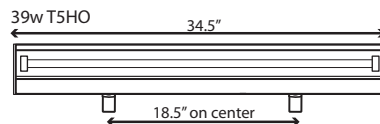
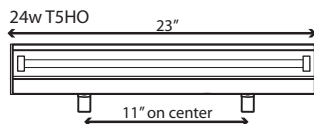
Power Supply:
120v - Integrated Type 1, 120v outdoor rated high frequency electronic ballast

120-277 Multi Volt - (T5HO only) Integrated Type 1, outdoor rated high frequency programmed start electronic ballast.
Note: 54w T5HO only available with Multi Volt ballast

Finish: See color options in ordering information below



EXTENSION POLE STYLES



ORDERING INFORMATION

SLS- ^{T5} or ^{T8} - 1 - 2 - 3 - 4 - 5 - 6 - 7 - 8 - 9 - 10 - 11

- | | | | |
|--|--|--|---|
| <p>1. MATERIAL A: ALUMINUM</p> <p>2. VOLTAGE 1: 120V (T5, T5HO, T8) 2: 120/240/277 MULTI VOLT (T5HO ONLY)</p> <p>3. LIGHT SOURCE N1: NO LAMP, G5 SOCKET (T5/T5HO 24W) N2: NO LAMP, G5 SOCKET (T5/T5HO 39W) N3: NO LAMP, G5 SOCKET (T5/T5HO 54W) N4: NO LAMP, G13 SOCKET (T8 17W) N5: NO LAMP, G13 SOCKET (T8 25W) N6: NO LAMP, G13 SOCKET (T8 32W) O1: N/A (FOR FUTURE USE) O2: N/A (FOR FUTURE USE) O3: N/A (FOR FUTURE USE) O4: 24W T5HO 3000K O5: 39W T5HO 3000K O6: 54W T5HO 3000K (MV Only) O7: 17W T8 3000K</p> | <p>O8: 25W T8 3000K O9: 32W T8 3000K CONSULT FACTORY FOR OTHER TEMPS</p> <p>4. HOOD STYLE 0: NO HOOD A: HOOD EXTENSION</p> <p>5. LENS TYPE 0: STANDARD CLEAR 1: SANDBLAST 2: WHITE ACRYLIC</p> <p>6. LENS ENHANCEMENT 0: NO LENS ENHANCEMENT A: BLUE GEL B: GREEN GEL</p> <p>7. GLARE SHIELDING 0: NO SHIELDING H: HEX CELL LOUVER</p> | <p>8. EXTENSION POLE LENGTH NP: NO POLE O3: 3 INCHES O6: 6 INCHES O12: 12 INCHES O18: 18 INCHES (MIN FOR U-BEND) O24: 24 INCHES CUSTOM: LIST # OF INCHES</p> <p>9. EXTENSION POLE STYLE A: STRAIGHT B: 30° BEND C: 45° BEND D: U BEND (PROVIDE SPEC) E: GOOSE NECK (PROVIDE SPEC) F: CUSTOM BEND (PROVIDE SPEC)</p> <p>10. CANOPY 0: NO CANOPY'S 1: (2) FA-24-LGCST ALUM ROUND 2: (2) FA-24-LGCST BRASS ROUND</p> | <p>O3: (2) FA-22-CST ALUM RECTANGLE O4: (2) FA-22-CST BRASS RECTANGLE</p> <p>11. COLOR BLT: BLACK TEXTURE (STANDARD) ATV: ANTIQUE VERDE BLK: BLACK GLOSS BRT: BRONZE TEXTURE CAM: CAMEL TONE CPR: CHROME POWDER HTX: HUNTER TEXTURE RBV: RUBBED VERDE RST: RUST STU: STUCCO WBR: WEATHERED BROWN WIR: WEATHERED IRON WHT: WHITE GLOSS WTX: WHITE TEXTURE CUSTOM COLORS AVAILABLE</p> |
|--|--|--|---|