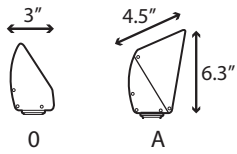
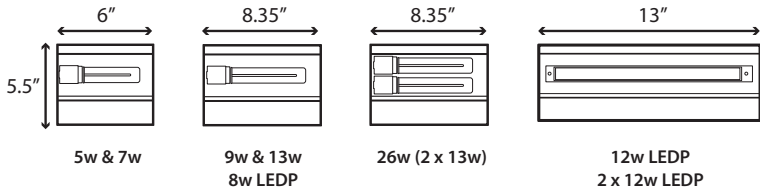
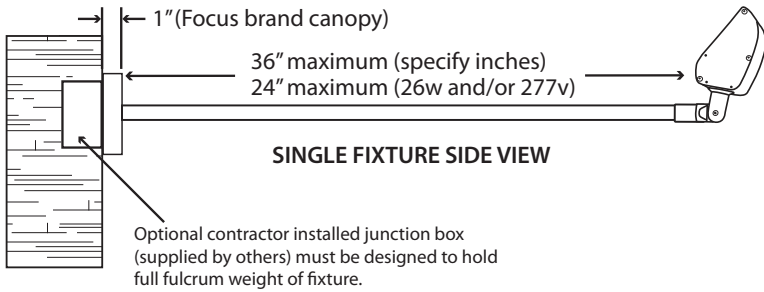


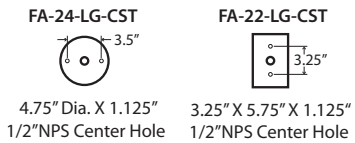


# SLS-FL SERIES SIGN LIGHT

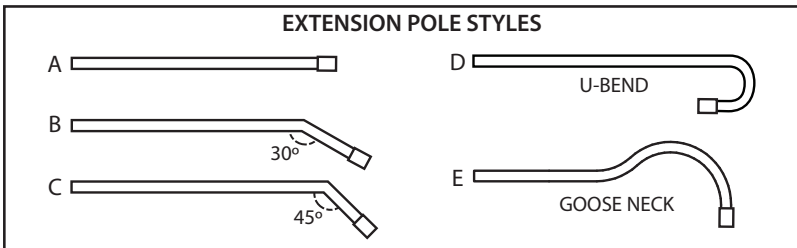
**TYPE**



**HOOD STYLES**



**CANOPY STYLES**



**SPECIFICATIONS**

Aluminum: Extruded housing with die cast adjustable aluminum swivel; extruded aluminum extension pole

**Reflector:** Diamond embossed specular aluminum

**Lens:** High-impact clear acrylic

**Max Wattage:** CFL 26w (2 x 13w lamps)  
LEDP 24w (2 x 12w)

**Lamp Options:**  
120v - Compact Fluorescent  
LED Panel (12v and 120v-277v)

**Socket:**  
120v - G23 2-Pin (5w, 7w, 9w); GX23 2-Pin (13w)  
LED Panel - None (LED Panel hard wired)

**Wiring:**  
120v - Standard 120v black, white & green  
12v - Black 18/2 SPT -1W 8" from base of fixture

**CFL Power Supply:**  
120v - Integrated Type 1, 120v outdoor rated magnetic clamped core ballast  
240v - Integrated Type 1, 240v outdoor rated magnetic clamped core ballast - 13W & 26W models only  
277v - Integrated Type 1, 277v outdoor rated magnetic clamped core ballast

**LED Power Supply:**  
12v, 120v or 277v LED Driver

**Finish:** See color options in ordering information below



ORDERING INFORMATION	SLS-FL- _____										
	1	2	3	4	5	6	7	8	9	10	11
<b>1. MATERIAL</b> A: ALUMINUM	<b>CONSULT FACTORY FOR OTHER KELVIN TEMPERATURES</b>					<b>8. EXTENSION POLE LENGTH</b> NP: NO POLE 12: 12 INCHES 18: 18 INCHES 24: 24 INCHES (MAX FOR 26W OR 277V) 30: 30 INCHES (NOT FOR 26W OR 277V) 36: 36 INCHES (NOT FOR 26W OR 277V) CUSTOM: LIST # OF INCHES			<b>11. COLOR</b> BLT: BLACK TEXTURE (STANDARD) ATV: ANTIQUE VERDE BLK: BLACK GLOSS BRT: BRONZE TEXTURE CAM: CAMEL TONE CPR: CHROME POWDER HTX: HUNTER TEXTURE RBV: RUBBED VERDE RST: RUST STU: STUCCO WBR: WEATHERED BROWN WIR: WEATHERED IRON WHT: WHITE GLOSS WTX: WHITE TEXTURE CUSTOM COLORS AVAILABLE		
<b>2. VOLTAGE</b> 1: 120V 2: 240V (13W & 26W MODELS ONLY) 3: 277V 4: 12V (LED PANEL ONLY)	<b>4. HOOD STYLE</b> 0: NO HOOD A: HOOD EXTENSION					<b>9. EXTENSION POLE STYLE</b> A: STRAIGHT B: 30° BEND C: 45° BEND D: U BEND (PROVIDE SPECS) E: GOOSE NECK (PROVIDE SPECS) F: CUSTOM BEND (PROVIDE SPECS)					
<b>3. LIGHT SOURCE</b> NL: NO LAMP, G23 SOCKET N2: NO LAMP, GX23 SOCKET N3: NO LAMP, 2 X GX23 SOCKETS 01: 5W CFL 2700K 02: 7W CFL 2700K 03: 9W CFL 2700K 04: 13W CFL 2700K 05: 26W (2 X 13W) CFL 2700K 06: 8W LEDP 3000K 07: 8W LEDP 5200K 08: 12W LEDP 3000K 09: 12W LEDP 5200K 10: 2 X 12W LEDP 3000K 11: 2 X 12W LEDP 5200K	<b>5. LENS TYPE</b> 0: STANDARD CLEAR 1: SANDBLAST 2: WHITE ACRYLIC										
	<b>6. LENS ENHANCEMENT</b> 0: NO LENS ENHANCEMENT A: BLUE GEL B: GREEN GEL										
	<b>7. GLARE SHIELDING</b> 0: NO SHIELDING H: HEX CELL LOUVER										