



WELL LIGHTS SL-20-MD 12 VOLT SERIES



TYPE

SPECIFICATIONS

CONSTRUCTION:

BODY: Fiberglass reinforced bronze composite with molded brass inserts for screws

LENS HOLDER & GRATE: Fiberglass reinforced bronze composite, cast aluminum or cast brass

AIMING CAPABILITY: 30°

LENS: High impact clear tempered convex glass

LAMP SUPPLIED: MR16: 20w MR16 FL(BAB) 5000 hours average rating (50w max)

PAR36: 36w PAR36 (QWFL) 4000 hour average rating (50w max)

LAMP OPTIONS: MR16: We recommend ARROW 4w LED (-LED) or 6w LED (-LED6W); 50,000 hour or ARROW SAVER 4w LED (-LAS); 40,000 hours average rating

SOCKET: MR16: High temperature ceramic GU5.3 bi-pin with 250°C silicone lead wires
PAR36: None, PAR36 lamp supplies connection via 1/4" quick connect or stud terminal

REFLECTOR: Highly polished specular aluminum

WIRING: Black 4 foot 18/2 zip cord from base of fixture
For 25 foot 16/2 fixture lead wire add -25F to catalog number.

CONNECTION: FA-05 Quick Connector (not supplied) from fixture to main cable
(12/2, 10/2 or 8/2 only)

FINISH: Composite - Bronze

Aluminum Lens Holder/Grate - Black texture polyester powder coat. Optional finishes available
Brass Lens Holder/Grate - Unfinished brass. Optional finishes available

120v INTEGRAL TRANSFORMER MODELS AVAILABLE, ADD -T TO CATALOG NUMBER

FEATURES 120v INPUT, 12v OUTPUT/75w MAX, DIMMABLE (LINE SIDE)

NOT FOR USE WITH LED LAMPS



SL-20-MDLPAR36



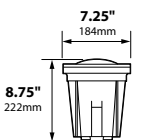
SL-20-MDGP36



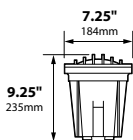
SL-20-MDLP3640

ORDERING INFORMATION

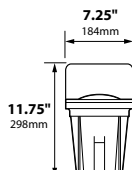
CATALOG NO.	DESCRIPTION	LAMP SUPPLIED	SHIP WEIGHT
SL-20-MDLMR16	Well Light, Composite Lens Holder	20w MR16 FL(BAB)	4.0 lbs.
SL-20-MDLMR16-BLT	Well Light, Aluminum Lens Holder	20w MR16 FL(BAB)	4.0 lbs.
SL-20-MDLMR16-BRS	Well Light, Brass Lens Holder	20w MR16 FL(BAB)	4.0 lbs.
SL-20-MDGM16	Well Light, Composite Grate	20w MR16 FL(BAB)	4.0 lbs.
SL-20-MDGM16-BLT	Well Light, Aluminum Grate	20w MR16 FL(BAB)	4.0 lbs.
SL-20-MDGM16-BRS	Well Light, Brass Grate	20w MR16 FL(BAB)	5.0 lbs.
SL-20-MDLP3624	Well Light, Composite Lens Holder	10w PAR36 LED (24")	4.0 lbs.
SL-20-MDLP3624BLT	Well Light, Aluminum Lens Holder	10w PAR36 LED (24")	4.0 lbs.
SL-20-MDLP3624BRS	Well Light, Brass Lens Holder	10w PAR36 LED (24")	4.0 lbs.
SL-20-MDLP3640	Well Light, Composite Lens Holder	10w PAR36 LED (40")	4.0 lbs.
SL-20-MDLP3640BLT	Well Light, Aluminum Lens Holder	10w PAR36 LED (40")	4.0 lbs.
SL-20-MDLP3640BRS	Well Light, Brass Lens Holder	10w PAR36 LED (40")	4.0 lbs.
SL-20-MDLP3660	Well Light, Composite Lens Holder	10w PAR36 LED (60")	4.0 lbs.
SL-20-MDLP3660BLT	Well Light, Aluminum Lens Holder	10w PAR36 LED (60")	4.0 lbs.
SL-20-MDLP3660BRS	Well Light, Brass Lens Holder	10w PAR36 LED (60")	4.0 lbs.
SL-20-MDGP3624	Well Light, Composite Grate	10w PAR36 LED (24")	4.0 lbs.
SL-20-MDGP3624BLT	Well Light, Aluminum Grate	10w PAR36 LED (24")	4.0 lbs.
SL-20-MDGP3624BRS	Well Light, Brass Grate	10w PAR36 LED (24")	5.0 lbs.
SL-20-MDGP3640	Well Light, Composite Grate	10w PAR36 LED (40")	4.0 lbs.
SL-20-MDGP3640BLT	Well Light, Aluminum Grate	10w PAR36 LED (40")	4.0 lbs.
SL-20-MDGP3640BRS	Well Light, Brass Grate	10w PAR36 LED (40")	5.0 lbs.
SL-20-MDGP3660	Well Light, Composite Grate	10w PAR36 LED (60")	4.0 lbs.
SL-20-MDGP3660BLT	Well Light, Aluminum Grate	10w PAR36 LED (60")	4.0 lbs.
SL-20-MDGP3660BRS	Well Light, Brass Grate	10w PAR36 LED (60")	5.0 lbs.



SL-20-MDL



SL-20-MDG



SL-20-MDL
with FA-135MD



BOTTOM

2 Female 3/4" NPS &
3 Female 1/2" NPS
threaded ports available



JOB INFORMATION

Type:	Date:
Job Name:	
Cat. No.:	
Lamp(s):	
Specifier:	
Contractor:	
Notes:	

FOCUS INDUSTRIES INC.
25301 COMMERCENTRE DRIVE
LAKE FOREST, CA 92630

www.focusindustries.com
sales@focusindustries.com
(949) 830-1350 • FAX (949) 830-3390

Black Texture (Standard)	Antique Verde	Bronze Texture	Camel	White Texture	Hunter Texture	Rust	Weathered Iron	Weathered Brown	Stucco	Rubbed Verde	Chrome Powder	Acid Rust	Acid Verde	Black Acid Treatment
-BLT	-ATV	-BRT	-CAM	-WTX	-HTX	-RST	-WIR	-WBR	-STU	-RBV	-CPR	-BAR/CAR	-BAV/CAV	-BAT

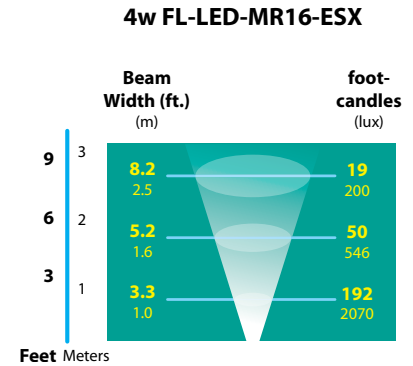
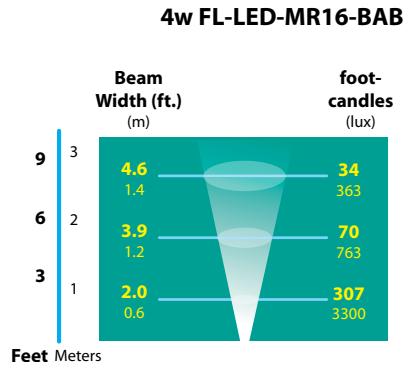
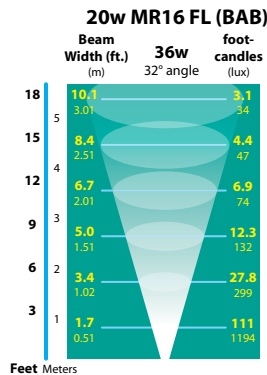
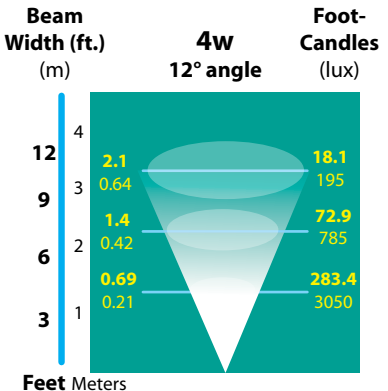
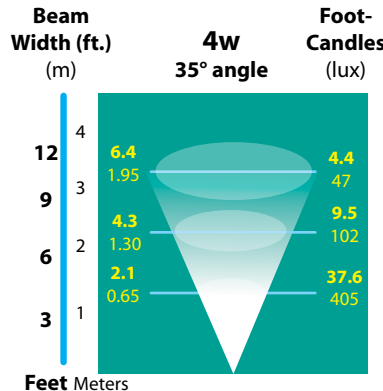
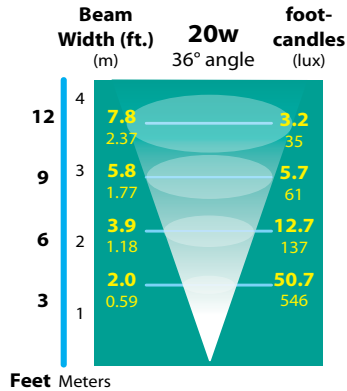


WELL LIGHTS SL-20-MD 12 VOLT SERIES



TYPE

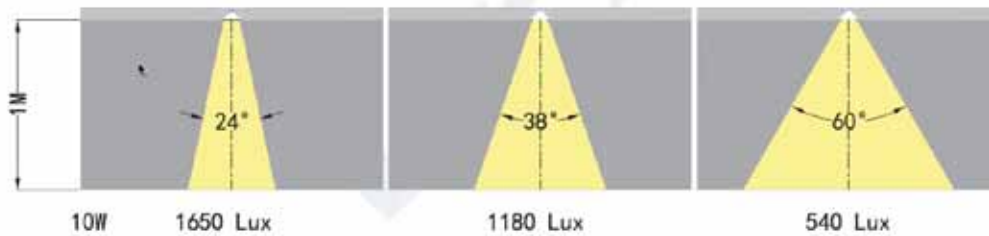
LIGHT DISTRIBUTIONS AND PHOTOMETRICS



36 watt PAR36 (QWFL)

FL-LED-AR111-15

FL-LED-AR111-40



FL-LED-PAR36-1024

FL-LED-PAR36-1040

FL-LED-PAR36-1060

ACCESSORIES

CATALOG NO.	DESCRIPTION
FA-133-BLT / -BRS	Cast Aluminum or Brass Lens Holder
FA-134-BLT / -BRS	Cast Aluminum or Brass Grate
FA-135-BLT / -BRS	Stamped Aluminum or Brass Eyebrow
FA-08-SL20	Round 1/4" Mini Cell Louver
FA-10-SG-SL20	Flat Stepped Tempered Glass Lens
FA-10-SL20AMBER	Flat Amber Tempered Glass Lens
FA-10-SL20BLUE	Flat Blue Tempered Glass Lens
FA-10-SL20GREEN	Flat Green Tempered Glass Lens
FA-10-SL20RED	Flat Red Tempered Glass Lens
FA-FORM-SL20	Concrete form for SL-20-MD Series

JOB INFORMATION

Type:	Date:
Job Name:	
Cat. No.:	
Lamp(s):	
Specifier:	
Contractor:	
Notes:	
FOCUS INDUSTRIES INC. 25301 COMMERCENTRE DRIVE LAKE FOREST, CA 92630	
www.focusindustries.com sales@focusindustries.com (949) 830-1350 • FAX (949) 830-3390	

Black Texture (Standard)	Antique Verde	Bronze Texture	Camel	White Texture	Hunter Texture	Rust	Weathered Iron	Weathered Brown	Stucco	Rubbed Verde	Chrome Powder	Acid Rust	Acid Verde	Black Acid Treatment
-BLT	-ATV	-BRT	-CAM	-WTX	-HTX	-RST	-WIR	-WBR	-STU	-RBV	-CPR	-BAR/CAR	-BAV/CAV	-BAT