



WELL LIGHTS SL-03 SERIES



TYPE

SPECIFICATIONS

CONSTRUCTION:

SL-03: Black extruded ABS housing; cast aluminum or cast brass fixture; cast aluminum or cast brass lens holder & high impact clear tempered convex glass lens

SL-03-AC: Black extruded ABS housing, angle cut; cast aluminum or cast brass fixture

SL-03-ECAC: Black extruded ABS housing, angle cut; cast aluminum or cast brass fixture with matching cast aluminum or cast brass angle cap

INTERIOR FIXTURE LENS: High impact clear tempered flat glass

LAMP SUPPLIED: 20w MR16 FL(BAB) 5000 hours average rating (35w max)

LAMP OPTIONS: We recommend ARROW 4w LED (-LED) or 6w LED (-LED6W); 50,000 hour or ARROW SAVER 4w LED (-LAS); 40,000 hour

SOCKET: High temperature ceramic GU5.3 bi-pin with 250°C silicone lead wires

WIRING: Black 3 foot 18/2 zip cord from base of fixture (12v only)

For 25 foot 16/2 fixture lead wire add -25F to catalog number.

CONNECTION: FA-05 Quick Connector (not supplied) from fixture to main cable (12/2, 10/2 or 8/2 only)

FINISH: Aluminum: Black texture polyester powder coat. Optional finishes available

Brass: Unfinished brass. Optional finishes available

ORDERING INFORMATION

CATALOG NO.	DESCRIPTION	LAMP SUPPLIED	SHIP WEIGHT
SL-03-BLT	Well Light, Aluminum Fixture & Lens Holder	20w MR16 FL(BAB)	3.0 lbs.
SL-03-BRS	Well Light, Brass Fixture & Lens Holder	20w MR16 FL(BAB)	4.0 lbs.
SL-03-AC-BLT	Well Light, Angle Cut, Aluminum Fixture	20w MR16 FL(BAB)	3.0 lbs.
SL-03-AC-BRS	Well Light, Angle Cut, Brass Fixture	20w MR16 FL(BAB)	4.0 lbs.
SL-03-ECAC-BLT	Well Light, Angle Cut, Aluminum Fixture & Aluminum Angle Cap	20w MR16 FL(BAB)	4.0 lbs.
SL-03-ECAC-BRS	Well Light, Angle Cut, Brass Fixture & Brass Angle Cap	20w MR16 FL(BAB)	4.0 lbs.



SL-03-BRS



SL-03-ACLED-BLT

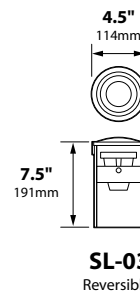
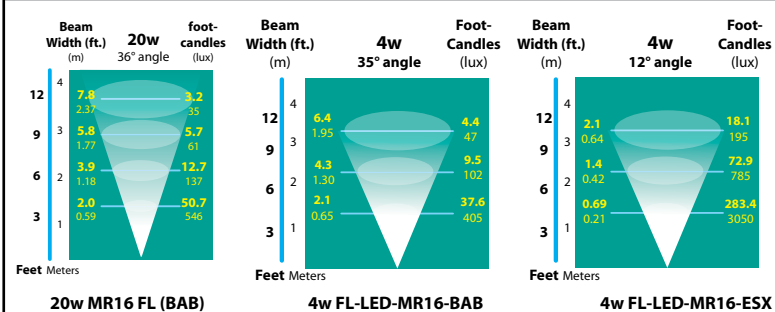


SL-03-ECAC-BRS

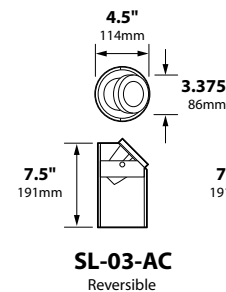


LEDs by CREE

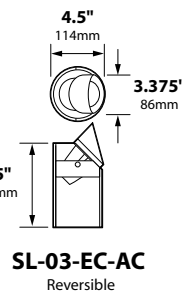
LIGHT DISTRIBUTIONS AND PHOTOMETRICS



SL-03
Reversible



SL-03-AC
Reversible



SL-03-EC-AC
Reversible

ACCESSORIES

RECOMMENDED ENHANCEMENTS FOR SL-03 SERIES ONLY:

Not For SL-01-AC or SL-03-ECAC

FA-08-21	Round 1/8" Hex Cell Louver
FA-11-BLUE	Blue Tempered Glass Lens
FA-11-GREEN	Green Tempered Glass Lens
FA-15	Clear Tempered Convex Glass Lens
FA-16-BLUE	Blue Tempered Convex Glass Lens
FA-16-GREEN	Green Tempered Convex Glass Lens
FA-17-CLEAR	Tempered Glass Lens and Cast Aluminum Holder Set
FA-17-BLUE	Blue Tempered Glass Lens and Cast Aluminum Holder Set
FA-17-GREEN	Green Tempered Glass Lens and Cast Aluminum Holder Set
FA-17-BRS-CLEAR	Clear Tempered Glass Lens and Cast Brass Holder Set
FA-17-BRS-BLUE	Blue Tempered Glass Lens and Cast Brass Holder Set
FA-17-BRS-GREEN	Green Tempered Glass Lens and Cast Brass Holder Set
FA-17-HOLDER-BLT	Cast Aluminum Lens Holder only (black texture)
FA-17-HOLDER-BRS	Cast Brass Lens Holder only
FA-19-BLT	Cast Aluminum Grate with set screws (black texture)
FA-19-BRS	Cast Brass Grate with set screws



JOB INFORMATION

Type:	Date:
Job Name:	
Cat. No.:	
Lamp(s):	
Specifier:	
Contractor:	
Notes:	

FOCUS INDUSTRIES INC.
25301 COMMERCE DRIVE
LAKE FOREST, CA 92630

www.focusindustries.com
sales@focusindustries.com
(949) 830-1350 • FAX (949) 830-3390

Black Texture (Standard)	Antique Verde	Bronze Texture	Camel	White Texture	Hunter Texture	Rust	Weathered Iron	Weathered Brown	Stucco	Rubbed Verde	Chrome Powder	Terra Cotta	Acid Rust	Acid Verde	Black Acid Treatment
-BLT	-ATV	-BRT	-CAM	-WTX	-HTX	-RST	-WIR	-WBR	-STU	-RBV	-CPR	-TRC	-BAR/CAR	-BAV/CAV	-BAT

SL-03 Cut Sheet 082815

BRASS & COPPER ONLY