



# PATH LIGHTS

## RXP-03-TAC/-04-TAC SERIES



### TYPE

### SPECIFICATIONS

**CONSTRUCTION:** Machined brass cylinder with threaded angle cap & cast brass adjustable swivel. Brass stem

**LENS:** Clear tempered glass

**O-RING:** High temperature red silicone

**LAMP SUPPLIED RXP-03:** 20w MR16 FL(BAB) 5000 hours average rating (20w max)

**LAMP SUPPLIED RXP-04:** 2x 20w MR16 FL(BAB) 5000 hours average rating (40w total max)

**LAMP OPTIONS:** We recommend 50,000 hour ARROW 4w LED (-LED) or 40,000 hour 5w (-LED5) or 7w (-LED7) ARROW Super Saver LED

**SOCKET:** High temperature ceramic GU5.3 bi-pin with 250°C silicone lead wires

**WIRING:** Black and 2 White 250°C silicone lead wires

**CONNECTION:** FA-05 Quick Connector (not supplied) from fixture to main cable (12/2, 10/2 or 8/2 only)

**MOUNTING:** FA-03- LG Large black 9" ABS stake, tapped 1/2" NPS

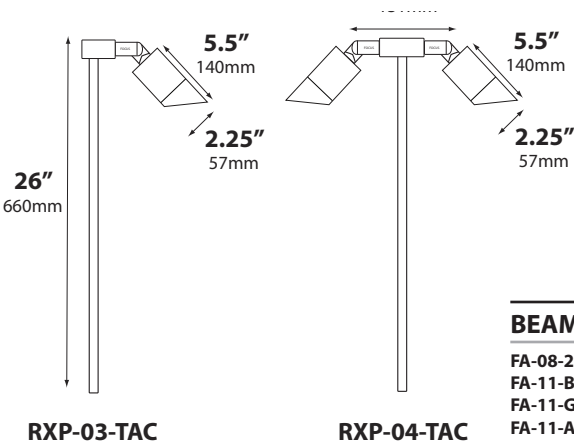
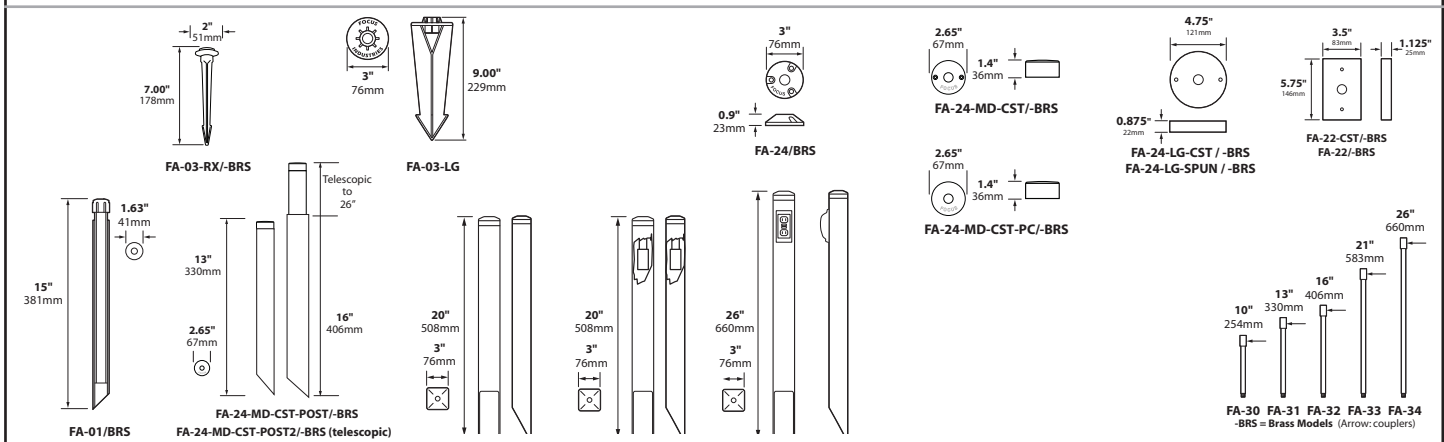
**FINISH:** Brass-Unfinished brass. Optional finishes available



### ORDERING INFORMATION

CATALOG NO.	DESCRIPTION	LAMP	SHIP WEIGHT
RXP-03-TACBRS	1x 20w MR16 Brass Path Light	20w MR16 FL(BAB)	4.0 lbs.
RXP-04-TACBRS	2x 20w MR16 Brass Path Light	20w MR16 FL(BAB)	5.0 lbs.

### MOUNTING ACCESSORIES



### BEAM/GLARE CONTROL ACCESSORIES

- FA-08-21 Round 1/8" Black Hex Cell Louver
- FA-11-BLUE Blue Tempered Flat Glass Lens
- FA-11-GREEN Green Tempered Flat Glass Lens
- FA-11-AMBER Amber Tempered Flat Glass Lens
- FA-11-RED Red Tempered Flat Glass Lens
- FA-98-36C16 Linear Spread Tempered Glass Lens
- FA-104-SB Wide Spread Sand Blasted Glass Lens



### JOB INFORMATION

Type: \_\_\_\_\_ Date: \_\_\_\_\_

Job Name: \_\_\_\_\_

Cat. No.: \_\_\_\_\_

Lamp(s): \_\_\_\_\_

Specifier: \_\_\_\_\_

Contractor: \_\_\_\_\_

Notes: \_\_\_\_\_

FOCUS INDUSTRIES INC.<sup>®</sup>  
25301 COMMERCENTRE DRIVE  
LAKE FOREST, CA 92630

www.focusindustries.com  
sales@focusindustries.com  
(949) 830-1350 • FAX (949) 830-3390

Black Texture (Standard)	Antique Verde	Bronze Texture	Camel	White Texture	Hunter Texture	Rust	Weathered Iron	Weathered Brown	Stucco	Rubbed Verde	Chrome Powder	Acid Rust	Acid Verde	Black Acid Treatment
-BLT	-ATV	-BRT	-CAM	-WTX	-HTX	-RST	-WIR	-WBR	-STU	-RBV	-CPR	-BAR/CAR	-BAV/CAV	-BAT

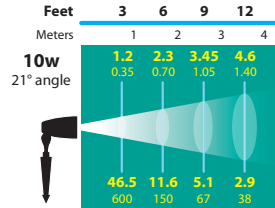


# DIRECTIONAL LIGHTS RXP-03/-04 SERIES

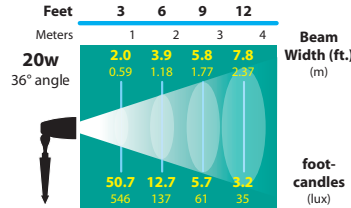


TYPE

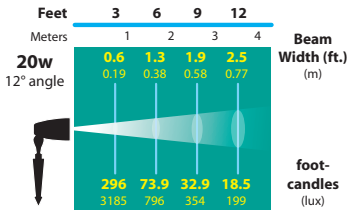
## LIGHT DISTRIBUTIONS AND PHOTOMETRICS



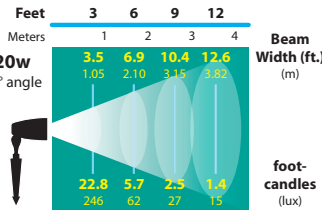
**FL-13W-FG**



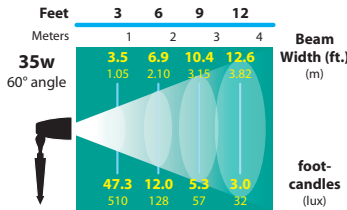
**FL-13-BAB-FG**



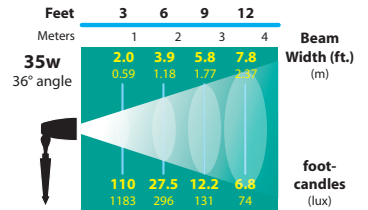
**FL-13-ESX-FG**



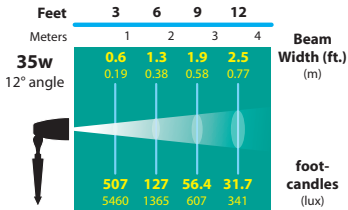
**FL-13-VWFL-FG**



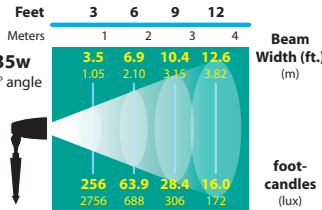
**FL-15-FMW-60-FG**



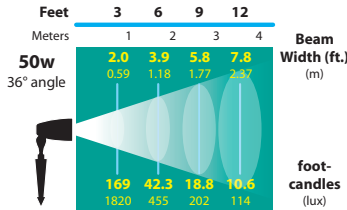
**FL-15-FMW-ULTRA**



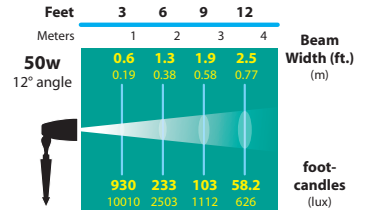
**FL-15-FMT-FG**



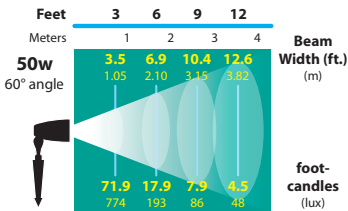
**FL-15-FMV-ULTRA**



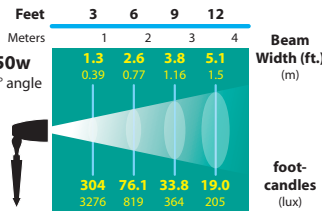
**FL-10-EXN-ULTRA**



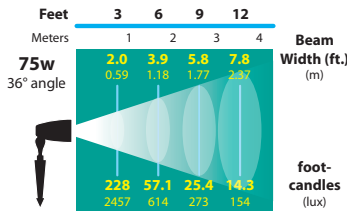
**FL-10-EXT-ULTRA**



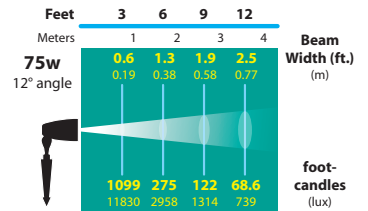
**FL-10-VWFL-FG**



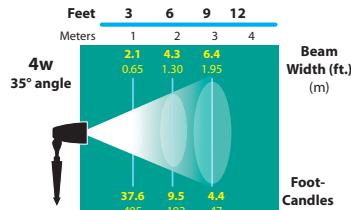
**FL-10-EXZ-ULTRA**



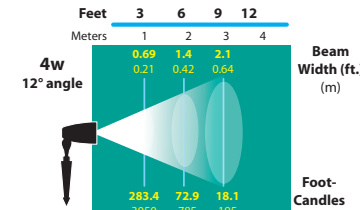
**FL-13-EYC-FG**



**FL-20-EYF-FG**



**FL-LED-MR16-BAB**



**FL-LED-MR16-ESX**

Black Texture (Standard)	Antique Verde	Bronze Texture	Camel	White Texture	Hunter Texture	Rust	Weathered Iron	Weathered Brown	Stucco	Rubbed Verde	Chrome Powder	Acid Rust	Acid Verde	Black Acid Treatment
-BLT	-ATV	-BRT	-CAM	-WTX	-HTX	-RST	-WIR	-WBR	-STU	-RBV	-CPR	-BAR/CAR	-BAV/CAV	-BAT